





**HUBLI ELECTRICITY SUPPLY COMPANY LIMITED**  
Statement Showing Division Wise Detail DCB for MF-19.

(Rs in lakhs)

Tariff	Description	Total No. of Instrs.	CONNECTED LOAD (MVA) ('000)	CONSUMPTION in MU's	OPENING BALANCE					DEMAND					COLLECTION					CLOSING BALANCE						
					Revenue	FAC	Interest	Tax	Total	Revenue	FAC	Interest	Tax	Total	Revenue	FAC	Interest	Tax	Total	Revenue	FAC	Interest	Tax	Total		
1	2	3	4	5	6	7	8	9	10	11	12	13	14	15	16	17	18	19	20	21	22	23	24	25	26	
<b>423</b>	<b>Hubli - Rural</b>																									
LT-1 Up to 40 Units	B/KJ	39008	1.34	10.06	- 0.00	-	-	-	- 0.00	679.12	0.80	-	-	679.92	679.12	0.80	-	-	679.92	-	-	-	-	-	-	-
LT-1 Above 40 Units	B/KJ	2681	0.67	3.30	358.31	0.02	61.33	0.85	420.51	134.96	3.19	46.93	9.57	194.66	102.28	2.33	27.43	7.80	139.84	390.99	0.88	80.83	2.63	475.33		
LT-1	B/KJ Total	41689	2.01	13.36	358.31	0.02	61.33	0.85	420.51	814.08	3.99	46.93	9.57	874.58	781.40	3.13	27.43	7.80	819.76	390.99	0.88	80.83	2.63	475.33		
LT-2	Lighting & AEH	79193	44.37	26.43	380.11	19.19	143.88	10.67	553.86	1407.56	7.89	43.51	83.29	1542.24	1390.53	2.96	52.04	79.20	1524.73	397.14	24.12	135.35	14.76	571.37		
LT-3	Cont. Lighting	6572	11.89	8.86	31.27	4.01	4.34	4.71	44.33	816.22	2.72	5.03	55.97	879.93	811.23	1.74	3.91	54.46	871.33	36.26	4.99	5.45	6.23	52.93		
LT-4(a)	IP Sets (10 HP & Below)	7959	42.45	38.85	687.58	- 2.09	832.59	0.56	1516.64	2439.40	14.50	0.00	-	2453.90	2487.62	12.20	- 30.33	- 0.02	2469.46	639.36	0.21	862.92	0.58	1503.08		
LT-4(b)	IP Sets (Above 10 HP)	28	0.35	0.01	22.48	0.01	16.27	1.14	39.90	1.53	0.00	2.11	0.01	3.65	- 0.88	0.00	1.24	0.15	0.51	24.88	0.01	17.14	1.00	43.04		
LT-4(c)	IP Sets Pvc. Horticulture	12	0.05	0.06	0.62	0.04	0.07	- 0.00	0.73	2.55	0.02	0.14	0.17	2.88	0.60	-	0.01	0.04	0.65	2.57	0.06	0.20	0.13	2.96		
LT-5	LT Industrial	2483	28.56	6.28	21.79	0.67	6.61	1.57	30.64	505.19	1.88	3.79	28.45	539.31	501.62	2.11	3.59	29.00	536.32	25.36	0.44	6.80	1.02	33.62		
LT-6a	Water supply	1557	9.62	10.69	2063.31	8.35	617.70	21.19	2710.55	730.23	3.24	188.36	36.78	958.60	1830.42	0.49	704.54	29.77	2565.21	963.11	11.11	101.52	28.20	1103.94		
LT-6b	Street Lights	645	2.50	3.73	507.46	3.09	101.07	12.73	624.34	275.49	1.08	47.85	17.71	342.13	698.09	1.25	157.73	17.93	875.00	84.86	2.92	- 8.81	12.51	91.47		
LT-7	Temporary Supply (67 HP & Below)	607	1.26	0.57	- 36.61	0.04	0.41	0.05	- 36.12	100.02	0.19	0.73	5.04	105.98	105.28	0.17	1.07	4.95	111.48	- 41.88	0.05	0.07	0.13	- 41.82		
<b>LT - TOTAL</b>		<b>140745</b>	<b>143.07</b>	<b>108.84</b>	<b>4036.32</b>	<b>33.32</b>	<b>1784.27</b>	<b>53.47</b>	<b>5907.37</b>	<b>7092.26</b>	<b>35.51</b>	<b>338.45</b>	<b>234.99</b>	<b>7703.21</b>	<b>8605.93</b>	<b>34.03</b>	<b>921.24</b>	<b>223.26</b>	<b>9774.47</b>	<b>2522.65</b>	<b>44.79</b>	<b>1201.48</b>	<b>67.19</b>	<b>3836.11</b>		
HT-1	Water Supply	4	0.65	1.22	23.65	0.23	0.89	0.18	24.95	74.54	0.44	3.00	4.89	82.86	95.92	0.48	3.89	5.07	105.35	2.26	0.19	0.01	-	2.46		
HT-2(a)	HT Industrial	62	15.64	15.32	3.51	0.03	- 0.06	- 0.18	3.30	1359.24	4.81	0.97	72.63	1437.65	1361.08	4.43	0.89	72.63	1439.03	1.67	0.41	0.01	- 0.18	1.92		
HT-2(b)	Commercial	12	1.38	0.75	- 0.00	-	0.00	-	-	90.97	0.23	0.10	5.03	96.33	90.97	0.23	0.10	5.03	96.33	-	-	-	-	-		
HT-2 (c)	Hospitals	8	0.35	0.30	- 0.06	0.05	-	-	- 0.02	26.26	0.09	0.13	1.57	28.05	25.50	0.07	0.11	1.54	27.22	0.69	0.07	0.02	0.03	0.81		
HT-3(a)	Lift Irrigation	1	0.14	0.01	-	-	-	-	-	1.06	0.01	0.03	0.02	1.11	-	-	-	-	-	1.06	0.01	0.03	0.02	1.11		
HT-3(b)	Govt. & Pvc. Horticulture	-	-	-	-	-	-	-	-	-	-	-	-	-	-	-	-	-	-	-	-	-	-	-		
HT-4	Residential Apartments	-	-	-	-	-	-	-	-	-	-	-	-	-	-	-	-	-	-	-	-	-	-	-		
HT-5	Temporary Supply (67 HP & Above)	1	0.13	0.02	-	-	-	-	-	3.87	0.01	0.00	0.20	4.09	8.17	0.01	0.00	0.20	8.39	- 4.30	-	-	-	- 4.30		
<b>HT - TOTAL</b>		<b>88</b>	<b>18.29</b>	<b>17.61</b>	<b>27.09</b>	<b>0.30</b>	<b>0.84</b>	<b>0.00</b>	<b>28.23</b>	<b>1555.33</b>	<b>5.59</b>	<b>4.23</b>	<b>84.34</b>	<b>1650.06</b>	<b>1581.64</b>	<b>5.22</b>	<b>5.00</b>	<b>84.47</b>	<b>1676.32</b>	<b>1.38</b>	<b>0.67</b>	<b>0.07</b>	<b>- 0.13</b>	<b>1.99</b>		
<b>TOTAL ( LT + HT )</b>		<b>140833</b>	<b>161.36</b>	<b>126.45</b>	<b>4063.41</b>	<b>33.62</b>	<b>1785.11</b>	<b>53.47</b>	<b>5935.61</b>	<b>8648.19</b>	<b>41.10</b>	<b>342.68</b>	<b>321.33</b>	<b>8353.29</b>	<b>10187.57</b>	<b>39.25</b>	<b>926.24</b>	<b>307.74</b>	<b>11450.79</b>	<b>2524.03</b>	<b>45.46</b>	<b>1201.55</b>	<b>67.06</b>	<b>3838.10</b>		
Misc. Receipts/Trading		-	-	-	- 39.98	-	-	-	- 39.98	184.77	-	-	-	184.77	184.77	-	-	-	184.77	- 39.98	-	-	-	- 39.98		
<b>GRAND TOTAL</b>		<b>140933</b>	<b>161.36</b>	<b>126.45</b>	<b>4023.43</b>	<b>33.62</b>	<b>1785.11</b>	<b>53.47</b>	<b>5895.63</b>	<b>8832.96</b>	<b>41.10</b>	<b>342.68</b>	<b>321.33</b>	<b>8538.06</b>	<b>10372.34</b>	<b>39.25</b>	<b>926.24</b>	<b>307.74</b>	<b>11635.57</b>	<b>2484.05</b>	<b>45.46</b>	<b>1201.55</b>	<b>67.06</b>	<b>3798.13</b>		
Check Difference		-	-	-	-	-	-	-	-	-	-	-	-	-	-	-	-	-	-	-	-	-	-	-	-	



  
**Executive Engineer (E)**  
 RA Section  
 Corporate Office, Hesco  
 Navanagar, Hubballi - 580 025

287

**HUBLI ELECTRICITY SUPPLY COMPANY LIMITED**  
Statement Showing Division Wise Detail DCB for MF-19.

(Rs in lakhs)

Tariff	Description	Total No of Insite.	CONNECTED LOAD (MWs) ('000)	CONSUMPTION in MU	OPENING BALANCE					DEMAND					COLLECTION					CLOSING BALANCE					
					Revenue	FAC	Interest	Tax	Total	Revenue	FAC	Interest	Tax	Total	Revenue	FAC	Interest	Tax	Total	Revenue	FAC	Interest	Tax	Total	
1	2	3	4	5	6	7	8	9	10	11	12	13	14	15	16	17	18	19	20	21	22	23	24	25	26
<b>424</b>	<b>Dharwad - Urban</b>																								
LT-1 Up to 40 Units	B/K/J							0.00	0.00																0.00
LT-1 Above 40 Units	B/K/J	45	0.00		0.05			-0.00	0.05									-0.02			-0.02	0.06			-0.00
LT-1	B/K/J Total	45	0.00		0.05			0.00	0.05									-0.02			-0.02	0.06			0.00
LT-2	Lighting & ADH	94950	167.44	80.89	16.88	0.00	0.66	48.71	66.25	4679.55	23.59	32.65	314.66	5050.66	4777.17	23.59	31.59	247.83	5080.18	-80.74	-0.00	1.92	115.54	36.73	
LT-3	Com. Lighting	14356	35.00	22.97	6.20		0.82	17.60	24.62	2217.18	6.79	19.08	152.69	2395.74	2255.32	6.79	18.18	130.47	2410.76	-31.94		1.72	39.82	9.60	
LT-4(a)	IP Sets (10 HP & below)	1831	8.19	6.02	85.51	0.00	27.96	-0.00	113.47	392.81	2.14	7.40		402.36	402.10	2.14	21.12	-0.12	425.25	76.22		14.24	0.12	90.59	
LT-4(b)	IP Sets (Above 10 HP)	6	0.07	0.03	4.77		0.42	0.09	5.28	1.61	0.01	0.49	0.12	2.22	1.27	0.01	0.02	0.06	1.36	5.11	0.00	0.88	0.15	6.14	
LT-4(c)	IP Sets Pvc. Horticulture	16	0.10	0.04	2.61		0.05	0.11	2.77	2.38	0.01	0.22	0.11	2.72	3.60	0.01	0.12	0.07	3.80	1.39		0.15	0.15	1.69	
LT-5	LT Industrial	1446	20.13	5.54	3.50	-0.00	0.49	2.97	6.96	442.41	1.62	3.91	25.79	473.73	451.03	1.62	3.90	21.44	477.98	-5.12		0.51	7.32	2.71	
LT-5a	Water supply	645	3.69	1.92	153.98		-37.30	4.31	120.99	168.45	0.61	21.81	7.77	198.65	123.49	0.61	-39.64	0.75	85.21	198.94		24.16	11.33	234.43	
LT-5b	Streetlights	783	2.55	6.34	297.25		222.39	20.19	539.83	457.68	1.92	104.79	31.81	596.20	339.49	1.92	256.54	1.87	599.82	415.44		70.64	50.13	536.21	
LT-7	Temporary Supply (67 HP & Below)	6596	24.64	1.38	-76.58		0.76	6.06	-69.76	334.31	0.44	0.83	11.14	346.73	339.07	0.44	1.53	2.84	343.89	-81.34		0.06	14.36	-66.92	
<b>LT - TOTAL</b>		<b>120674</b>	<b>261.82</b>	<b>125.13</b>	<b>494.16</b>	<b>0.00</b>	<b>216.24</b>	<b>100.05</b>	<b>810.46</b>	<b>8696.38</b>	<b>37.15</b>	<b>191.38</b>	<b>544.09</b>	<b>9469.01</b>	<b>8692.52</b>	<b>37.15</b>	<b>293.35</b>	<b>405.22</b>	<b>9428.24</b>	<b>498.02</b>	<b>0.00</b>	<b>114.28</b>	<b>238.92</b>	<b>851.23</b>	
HT-1	Water Supply	3	1.83	1.20	25.05	-0.02	0.40	0.98	26.40	74.69	0.32	13.41	4.70	93.13	21.74	0.26	6.66	0.06	28.73	78.00	0.04	7.14	5.62	90.80	
HT-2(a)	HT Industrial	45	12.01	25.98	-28.48	-0.82	0.43	24.86	-4.01	1729.31	7.38	26.48	129.12	1892.29	1798.11	6.56	26.05	93.41	1924.12	-97.27	-0.00	0.86	60.56	-35.85	
HT-2(b)	Commercial	56	8.74	7.87	2.68	-0.18	0.69	2.92	6.11	794.82	2.36	8.51	30.02	843.71	801.28	2.18	7.34	34.43	845.23	-3.78	-0.00	1.87	6.51	4.60	
HT-2 (c)	Hospitals	13	2.93	8.66	-6.09	-0.34	-0.06	6.53	0.04	645.01	2.40	4.20	45.61	697.21	652.27	2.06	6.17	40.49	700.99	-13.35		-2.03	11.64	-3.74	
HT-3(a)	URL Irrigation																								
HT-3(b)	Govt. & Pvc Horticulture																								
HT-4	Residential Apartments	1	0.13	0.08	-0.01	-0.00	0.00	0.01	0.00	6.39	0.03	0.01	0.42	6.84	6.45	0.03	0.01	0.35	6.85	-0.08	0.00	0.00	0.07	-0.00	
HT-5	Temporary Supply (67 HP & Above)																								
<b>HT - TOTAL</b>		<b>118</b>	<b>25.63</b>	<b>43.80</b>	<b>-6.85</b>	<b>-1.36</b>	<b>1.46</b>	<b>35.29</b>	<b>28.54</b>	<b>3250.22</b>	<b>12.49</b>	<b>52.61</b>	<b>217.86</b>	<b>3533.18</b>	<b>3279.85</b>	<b>11.30</b>	<b>46.22</b>	<b>168.75</b>	<b>3505.92</b>	<b>-36.49</b>	<b>0.04</b>	<b>7.85</b>	<b>84.41</b>	<b>55.80</b>	
<b>TOTAL ( LT + HT )</b>		<b>120792</b>	<b>287.45</b>	<b>168.93</b>	<b>487.31</b>	<b>-1.36</b>	<b>217.71</b>	<b>135.34</b>	<b>839.00</b>	<b>11946.60</b>	<b>49.64</b>	<b>243.99</b>	<b>761.95</b>	<b>13002.19</b>	<b>11972.38</b>	<b>48.25</b>	<b>339.57</b>	<b>573.96</b>	<b>12934.16</b>	<b>461.54</b>	<b>0.04</b>	<b>122.13</b>	<b>323.33</b>	<b>907.03</b>	
Misc.Receipts/Trading										128.42				128.42	128.42				128.42						
<b>GRAND TOTAL</b>		<b>120792</b>	<b>287.45</b>	<b>168.93</b>	<b>487.31</b>	<b>-1.36</b>	<b>217.71</b>	<b>135.34</b>	<b>839.00</b>	<b>12075.02</b>	<b>49.64</b>	<b>243.99</b>	<b>761.95</b>	<b>13130.60</b>	<b>12100.80</b>	<b>48.25</b>	<b>339.57</b>	<b>573.96</b>	<b>13062.87</b>	<b>461.54</b>	<b>0.04</b>	<b>122.13</b>	<b>323.33</b>	<b>907.03</b>	
Check Difference																									



  
**Executive Engineer (EI)**  
**RA Section**  
 Corporate Office, Mescom  
 Navanagar, Hubballi - 580 025

288

**RUBEL ELECTRICITY SUPPLY COMPANY LIMITED**  
Statement Showing Division Wise Detail DCB for MF-19.

(Rs in lakhs)

Tariff	Description	Total No. of Install.	CONNECTED LOAD (MWs) ('000)	CONSUMPTION in MWs	OPENING BALANCE					DEMAND					COLLECTION					CLOSING BALANCE					
					Revenue	FAC	Interest	Tax	Total	Revenue	FAC	Interest	Tax	Total	Revenue	FAC	Interest	Tax	Total	Revenue	FAC	Interest	Tax	Total	
1	2	3	4	5	6	7	8	9	10	11	12	13	14	15	16	17	18	19	20	21	22	23	24	25	26
<b>485</b>	<b>Dharwad - Rural</b>																								
LT-1 Up to 40 Units	B/K/J	27489	0.68	6.57	-0.00	0.00	-	-	-0.00	446.83	1.29	-	-	448.12	446.83	1.29	-	-	448.12	-0.00	0.00	-	-	-	-0.00
LT-1 Above 40 Units	B/K/J	2498	0.75	1.26	47.90	-	32.64	0.77	81.31	61.34	0.98	9.42	3.95	75.70	75.29	0.91	12.85	4.55	93.59	33.96	0.07	29.22	0.17	63.41	
LT-1	B/K/J Total	29987	1.43	7.83	47.90	0.00	32.64	0.77	81.31	508.18	2.27	9.42	3.95	523.81	522.12	2.19	12.85	4.55	541.71	33.96	0.07	29.22	0.17	63.41	
LT-2	Lighting & AEH	62306	36.88	19.74	238.82	5.14	18.16	-0.01	262.11	1076.18	5.81	13.89	62.74	1158.63	1098.48	4.13	14.77	62.86	1180.03	216.53	6.82	17.29	0.08	240.71	
LT-3	Coml. Lighting	4872	9.41	7.61	15.88	1.28	0.83	1.46	19.45	708.19	2.31	2.56	48.18	761.23	704.21	2.42	2.42	47.88	756.93	19.86	1.16	0.97	1.76	23.75	
LT-4(a)	IP Sers (10 HP & Below)	24482	115.58	87.45	1303.04	33.60	1754.03	0.53	3091.19	5708.41	27.75	0.15	4.15	5740.46	5715.91	51.21	0.15	-0.12	5767.16	1295.54	10.14	1754.03	4.79	3064.50	
LT-4(b)	IP Sers (Above 10 HP)	18	0.19	0.01	10.29	-	5.63	0.24	16.16	0.36	0.00	0.74	-	1.10	0.10	-	0.00	0.00	0.10	10.55	0.00	6.36	0.24	17.15	
LT-4(c)	IP Sers Pvt. Horticulture	26	0.16	0.02	12.12	0.01	6.37	0.02	18.52	1.58	0.01	1.12	0.04	2.74	2.28	0.01	-0.11	0.03	2.20	11.42	0.01	7.59	0.03	19.05	
LT-5	LT Industrial	3563	41.08	9.41	80.47	1.57	2.11	1.15	85.29	779.43	2.85	4.09	42.80	829.18	785.24	2.30	4.19	42.53	834.26	74.66	2.12	2.01	1.42	80.21	
LT-6a	Water supply	1860	10.17	13.77	2062.38	4.35	744.31	21.62	2832.66	1001.32	3.96	218.42	47.35	1271.06	2517.57	2.14	258.88	61.22	2839.82	546.14	6.17	703.85	7.74	1263.90	
LT-6b	Streetlights	567	1.63	2.24	244.79	1.06	139.14	5.61	390.60	226.97	0.60	35.13	10.48	273.18	311.35	3.05	168.34	13.55	496.28	160.41	-1.38	5.92	2.55	167.50	
LT-7	Temporary Supply (67 HP & Below)	1419	1.06	0.49	-42.16	-	-	0.00	-42.16	88.92	0.17	0.04	4.08	93.20	92.06	0.17	-0.01	3.97	96.19	-45.30	-	0.05	0.10	-45.15	
<b>LT - TOTAL</b>		<b>129100</b>	<b>217.58</b>	<b>148.58</b>	<b>3973.53</b>	<b>47.01</b>	<b>2703.20</b>	<b>31.39</b>	<b>6755.14</b>	<b>10099.53</b>	<b>45.72</b>	<b>285.56</b>	<b>223.76</b>	<b>10654.58</b>	<b>11749.31</b>	<b>67.62</b>	<b>461.48</b>	<b>236.27</b>	<b>12514.68</b>	<b>2327.75</b>	<b>25.12</b>	<b>2527.29</b>	<b>18.88</b>	<b>4895.04</b>	
HT-1	Water Supply	3	5.48	22.85	500.07	2.84	23.25	6.45	532.61	1263.79	6.87	100.32	91.26	1462.24	653.63	5.70	58.33	67.87	785.53	1110.23	4.02	65.24	29.84	1209.32	
HT-2(a)	HT Industrial	173	74.29	119.46	54.85	0.00	0.03	0.01	54.90	6810.36	30.86	10.72	620.17	7472.11	6844.22	30.83	10.73	619.73	7505.52	20.99	0.03	0.02	0.45	21.49	
HT-2(b)	Commercial	6	0.89	1.55	6.13	0.07	0.07	0.35	6.61	155.65	0.39	0.39	9.86	166.29	162.00	0.46	0.38	9.30	172.13	-0.22	-	0.08	0.91	0.77	
HT-2 (c)	Hospitals	8	0.46	0.65	1.21	0.01	0.02	0.03	1.27	57.59	0.20	0.27	3.86	61.91	57.98	0.22	0.30	3.93	62.43	0.82	-0.00	-0.01	-0.04	0.76	
HT-3(a)	Lift Irrigation	4	0.53	0.07	2.01	0.02	0.06	0.03	2.11	7.25	0.01	0.44	0.13	7.83	2.88	0.00	0.05	0.03	2.96	6.37	0.04	0.45	0.12	6.98	
HT-3(b)	Govt. & Pvt. Horticulture	-	-	-	-	-	-	-	-	-	-	-	-	-	-	-	-	-	-	-	-	-	-	-	
HT-4	Residential Apartments	-	-	-	-	-	-	-	-	-	-	-	-	-	-	-	-	-	-	-	-	-	-	-	
HT-5	Temporary Supply (67 HP & Above)	2	0.19	0.01	-0.00	-	-	-	-0.00	4.76	0.00	-	0.11	4.87	4.51	0.00	-	0.11	4.62	0.25	-	-	-	0.25	
<b>HT - TOTAL</b>		<b>196</b>	<b>81.63</b>	<b>144.60</b>	<b>564.27</b>	<b>2.95</b>	<b>23.42</b>	<b>6.86</b>	<b>597.50</b>	<b>8299.39</b>	<b>38.34</b>	<b>112.14</b>	<b>725.39</b>	<b>9175.25</b>	<b>7725.22</b>	<b>37.21</b>	<b>68.79</b>	<b>700.87</b>	<b>8533.19</b>	<b>1138.44</b>	<b>4.08</b>	<b>65.77</b>	<b>31.28</b>	<b>1239.56</b>	
<b>TOTAL (LT + HT)</b>		<b>129296</b>	<b>299.21</b>	<b>293.17</b>	<b>4537.80</b>	<b>49.96</b>	<b>2726.63</b>	<b>38.25</b>	<b>7352.64</b>	<b>18398.92</b>	<b>84.06</b>	<b>397.70</b>	<b>949.15</b>	<b>19679.83</b>	<b>19474.53</b>	<b>104.83</b>	<b>531.27</b>	<b>837.25</b>	<b>21047.87</b>	<b>3462.19</b>	<b>29.19</b>	<b>2593.06</b>	<b>50.16</b>	<b>6134.60</b>	
Misc. Receipts/Trading		-	-	-	-	-	-	-	-	84.82	-	-	-	84.82	-	-	-	-	84.82	-	-	-	-	-	
<b>GRAND TOTAL</b>		<b>129296</b>	<b>299.21</b>	<b>293.17</b>	<b>4537.80</b>	<b>49.96</b>	<b>2726.63</b>	<b>38.25</b>	<b>7352.64</b>	<b>18483.74</b>	<b>84.06</b>	<b>397.70</b>	<b>949.15</b>	<b>19659.35</b>	<b>19559.35</b>	<b>104.83</b>	<b>531.27</b>	<b>837.25</b>	<b>21132.69</b>	<b>3462.19</b>	<b>29.19</b>	<b>2593.06</b>	<b>50.16</b>	<b>6134.60</b>	
Check Difference		-	-	-	-	-	-	-	-	-	-	-	-	-	-	-	-	-	-	-	-	-	-	-	



  
**Executive Engineer (E)**  
**RA Section**  
**Corporate Office, Hesco**  
**Navanagar, Hubballi - 580 025**

289

**HUBLI ELECTRICITY SUPPLY COMPANY LIMITED**  
Statement Showing Division Wise Detail DCB for MF-19.

(Rs in lakhs)

Tariff	Description	Total No. of Installs.	CONNECTED LOAD (MVA) ('000)	CONSUMPTION IN MVA	OPENING BALANCE					DEMAND					COLLECTION					CLOSING BALANCE					
					Revenue	FAC	Interest	Tax	Total	Revenue	FAC	Interest	Tax	Total	Revenue	FAC	Interest	Tax	Total	Revenue	FAC	Interest	Tax	Total	
1	2	3	4	5	6	7	8	9	10	11	12	13	14	15	16	17	18	19	20	21	22	23	24	25	26
<b>425</b>	<b>Gadag Division</b>																								
LT-1 Up to 40Units	B/K	49195	2.36	16.18	-	-	-	-	-	953.91	2.23	-	-	956.14	953.91	2.23	-	-	956.14	-	-	-	-	-	-
LT-1 Above 40 Units	B/K	2625	0.13	2.56	276.29	0.75	140.91	24.16	442.11	77.93	3.16	49.51	6.66	137.25	114.63	2.32	39.14	11.14	167.23	239.59	1.59	151.28	19.68	412.13	
LT-1	B3/K3 Total	51820	2.48	18.74	276.29	0.75	140.91	24.16	442.11	1031.83	5.39	49.51	6.66	1093.39	1068.54	4.55	39.14	11.14	1123.37	239.59	1.59	151.28	19.68	412.13	
LT-2	Lighting & AEH	133984	104.49	61.44	347.11	15.24	84.98	40.10	487.44	3562.88	18.38	41.08	174.42	3796.76	3620.64	15.07	42.89	174.69	3853.29	289.36	18.55	83.17	39.83	430.91	
LT-3	Coml. Lighting	18272	28.34	19.52	30.86	3.02	5.08	12.30	51.25	1922.34	5.90	8.99	109.61	2046.84	1930.56	5.91	8.30	106.11	2050.87	22.64	3.02	5.77	15.80	47.22	
LT-4(a)	IP Sets (10 HP & Below)	28753	129.38	126.15	1201.44	-	1659.18	1.46	2862.08	7842.47	43.60	0.13	-	7886.20	7736.32	42.69	131.82	-0.06	7910.77	1307.59	0.91	1527.48	1.52	2837.51	
LT-4(b)	IP Sets (Above 10 HP)	32	0.53	-	14.04	-	11.49	1.05	26.58	0.47	-	0.34	-	0.82	-1.27	-	0.74	0.55	0.02	15.79	-	11.09	0.50	27.38	
LT-4(c)	IP Sets Pvc. Horticulture	15	0.10	0.05	2.57	0.01	0.36	0.05	3.00	2.05	0.01	0.30	0.08	2.44	2.93	-0.01	0.24	0.11	3.27	1.69	0.04	0.42	0.02	2.17	
LT-5	LT Industrial	4633	46.87	12.86	29.67	1.16	3.09	7.18	41.10	1026.13	3.82	5.46	51.87	1087.28	1052.17	4.06	4.39	49.72	1110.34	3.63	0.91	4.16	9.33	18.03	
LT-6a	Water supply	3096	14.89	16.97	2540.98	8.27	629.54	24.84	3203.63	1097.95	6.22	247.12	59.04	1410.34	2026.70	-1.09	1065.04	46.96	3137.60	1612.24	15.58	-188.37	36.92	1476.36	
LT-6b	Street Lights	1261	4.10	9.71	870.16	1.73	187.51	11.03	1070.43	762.81	3.22	112.47	46.53	925.03	955.86	0.44	483.12	38.12	1477.53	677.11	4.52	-183.14	19.45	517.94	
LT-7	Temporary Supply (57 HP & Below)	4552	3.67	1.26	-29.65	-	0.35	2.70	-26.60	293.63	0.56	1.08	10.02	305.29	291.87	0.56	0.88	6.08	299.39	-27.89	-	0.56	6.64	-20.70	
<b>LT - TOTAL</b>		<b>246418</b>	<b>334.86</b>	<b>260.89</b>	<b>6283.49</b>	<b>30.19</b>	<b>2722.46</b>	<b>124.88</b>	<b>8161.04</b>	<b>17542.57</b>	<b>87.11</b>	<b>466.47</b>	<b>458.22</b>	<b>18554.37</b>	<b>18684.31</b>	<b>72.18</b>	<b>1776.55</b>	<b>433.43</b>	<b>20966.46</b>	<b>4141.74</b>	<b>45.12</b>	<b>1412.40</b>	<b>149.68</b>	<b>6748.95</b>	
HT-1	Water Supply	21	12.01	21.86	189.68	2.40	26.14	10.18	228.40	1293.45	8.83	52.00	89.52	1443.80	669.15	9.02	34.59	80.60	793.36	813.98	2.21	43.55	19.09	878.83	
HT-2(a)	HT Industrial	75	24.39	28.97	25.82	0.00	0.02	0.01	25.85	2494.50	13.49	10.02	140.17	2658.17	2446.93	13.25	9.58	135.72	2605.49	73.38	0.24	0.46	4.46	78.54	
HT-2(b)	Commercial	20	2.97	2.81	-3.01	-	0.01	0.02	-2.98	276.17	0.85	0.73	17.13	294.89	255.96	0.78	0.43	16.09	273.25	17.21	0.07	0.31	1.07	18.66	
HT-2 (c)	Hospitals	20	5.38	3.24	2.16	-	-	-	2.16	288.77	1.01	0.45	17.65	307.87	291.20	1.01	0.45	17.65	310.30	-0.27	-	-	-	-0.27	
HT-3(a)	Lift Irrigation	11	63.87	38.42	161.95	0.25	4.58	1.59	168.37	1264.54	18.58	32.21	90.78	1406.11	1352.16	18.20	32.15	89.17	1491.68	74.32	0.63	4.65	3.20	82.80	
HT-3(b)	Govt. & Pvc. Horticulture	-	-	-	-	-	-	-	-	-	-	-	-	-	-	-	-	-	-	-	-	-	-	-	
HT-4	Residential Apartments	1	0.05	0.03	-	-	-	-	-	2.52	0.01	0.01	0.15	2.69	2.52	0.01	0.01	0.15	2.89	-	-	-	-	-	
HT-5	Temporary Supply (57 HP & Above)	3	0.69	0.03	-	-	-	-	-	16.02	0.02	0.04	0.46	16.54	33.74	0.02	0.04	0.46	34.25	-17.72	0.00	0.00	0.01	-17.71	
<b>HT - TOTAL</b>		<b>151</b>	<b>109.36</b>	<b>95.36</b>	<b>376.60</b>	<b>2.88</b>	<b>30.75</b>	<b>11.80</b>	<b>421.81</b>	<b>5635.96</b>	<b>42.79</b>	<b>95.47</b>	<b>355.85</b>	<b>6130.07</b>	<b>5051.86</b>	<b>42.30</b>	<b>77.24</b>	<b>339.82</b>	<b>5511.02</b>	<b>960.90</b>	<b>3.15</b>	<b>46.98</b>	<b>27.83</b>	<b>1040.85</b>	
<b>TOTAL (LT + HT)</b>		<b>246569</b>	<b>444.21</b>	<b>362.05</b>	<b>6660.09</b>	<b>32.84</b>	<b>2753.23</b>	<b>136.68</b>	<b>8582.85</b>	<b>23178.53</b>	<b>129.90</b>	<b>561.94</b>	<b>814.07</b>	<b>24684.44</b>	<b>23735.97</b>	<b>114.47</b>	<b>1853.79</b>	<b>773.25</b>	<b>26477.49</b>	<b>5102.64</b>	<b>48.27</b>	<b>1461.38</b>	<b>177.51</b>	<b>6789.80</b>	
Misc Receipts/Trading		-	-	-	-	-	-	-	-	159.48	-	-	-	159.48	159.48	-	-	-	159.48	-	-	-	-	-	
<b>GRAND TOTAL</b>		<b>246569</b>	<b>444.21</b>	<b>362.05</b>	<b>6660.09</b>	<b>32.84</b>	<b>2753.23</b>	<b>136.68</b>	<b>8582.85</b>	<b>23338.01</b>	<b>129.90</b>	<b>561.94</b>	<b>814.07</b>	<b>24843.92</b>	<b>23895.45</b>	<b>114.47</b>	<b>1853.79</b>	<b>773.25</b>	<b>28636.97</b>	<b>5102.64</b>	<b>48.27</b>	<b>1461.38</b>	<b>177.51</b>	<b>6789.80</b>	
Check Difference		-	-	-	-	-	-	-	-	-	-	-	-	-	-	-	-	-	-	-	-	-	-	-	



  
**Executive Engineer (EI)**  
 RA Section  
 Corporate Office, Hascom  
 Navanagar, Hubballi - 580 025


290

**HUBLI ELECTRICITY SUPPLY COMPANY LIMITED**  
Statement Showing Division Wise Detail DCB for MF-19.

(Rs in lakhs)

Tariff	Description	Total No. of Install.	CONNECTED LOAD (MWs) ('000)	CONSUMPTION in MWs	OPENING BALANCE					DEMAND					COLLECTION					CLOSING BALANCE						
					Revenue	FAC	Interest	Tax	Total	Revenue	FAC	Interest	Tax	Total	Revenue	FAC	Interest	Tax	Total	Revenue	FAC	Interest	Tax	Total		
1	2	3	4	5	6	7	8	9	10	11	12	13	14	15	16	17	18	19	20	21	22	23	24	25	26	
<b>491</b>	<b>Ron Division</b>																									
LT-1 Up to 40Units	BL/KJ	28875	1.39	9.18	-	-	-	-	-	-	-	-	-	725.14	5.37	-	-	730.51	725.14	5.37	-	-	730.51	-	-	-
LT-1 Above 40 Units	BL/KJ	2831	0.15	2.74	222.93	-0.97	17.11	3.52	242.59	48.15	1.64	23.84	3.17	76.80	74.97	2.52	23.95	4.08	105.52	196.11	-1.86	17.00	2.61	213.87	-	
LT-1	BL/KJ Total	31706	1.54	11.92	222.93	-0.97	17.11	3.52	242.59	773.29	7.00	23.84	3.17	807.30	800.11	7.89	23.95	4.08	836.02	196.11	-1.86	17.00	2.61	213.87	-	
LT-2	Lighting & AEH	60829	59.60	22.22	274.28	1.83	16.31	-0.15	292.26	1211.21	6.97	22.76	71.96	1312.90	1233.73	6.44	21.56	71.85	1333.58	251.76	2.37	17.50	-0.04	271.58	-	
LT-3	Com. Lighting	7318	14.30	7.46	48.71	-0.10	-0.06	-0.19	48.35	714.25	2.36	5.03	47.74	769.39	714.30	2.41	4.78	47.41	768.91	48.65	-0.15	0.19	0.14	48.83	-	
LT-4(a)	IP Sets (10 HP & Below)	12142	65.09	51.69	1051.50	-	1336.46	-	2387.96	3229.46	18.79	-	-	3248.25	3240.47	18.79	-	0.00	3259.27	1040.48	-0.00	1336.46	-0.00	2376.94	-	
LT-4(b)	IP Sets (Above 10 HP)	25	0.11	-	1.38	-	0.81	0.10	2.30	-	-	-	-	-	-	-	-	-	-	1.38	-	0.81	0.10	2.30	-	
LT-4(c)	IP Sets Pvt. Horticulture	3	0.01	0.00	0.15	0.00	0.01	0.00	0.16	0.04	0.00	0.01	0.00	0.05	0.04	0.00	0.00	0.00	0.04	0.14	0.00	0.02	0.00	0.16	-	
LT-5	LT Industrial	2149	19.23	4.57	62.32	0.19	-0.01	-0.02	62.48	355.21	1.42	2.56	20.09	379.28	360.30	1.31	2.38	20.04	384.04	57.23	0.30	0.17	0.03	57.73	-	
LT-6a	Water supply	1259	6.70	10.92	821.68	0.82	579.92	25.53	1427.96	662.37	3.27	121.63	38.36	825.62	920.17	3.79	484.58	39.75	1448.28	563.89	0.29	216.97	24.14	805.30	-	
LT-6b	Streetlights	473	1.55	2.83	217.74	0.28	287.55	11.84	517.41	214.64	0.87	43.74	12.97	272.23	397.61	1.05	223.00	13.38	635.04	34.78	0.10	108.29	11.43	154.60	-	
LT-7	Temporary Supply (67 HP & Below)	447	0.77	0.33	-12.25	-0.07	1.78	0.91	-9.63	75.65	0.17	0.44	3.13	79.39	81.94	0.21	0.34	3.22	85.71	-18.54	-0.11	1.88	0.82	-15.95	-	
<b>LT-TOTAL</b>		<b>116351</b>	<b>168.89</b>	<b>111.93</b>	<b>2688.44</b>	<b>1.98</b>	<b>2239.85</b>	<b>41.53</b>	<b>4971.83</b>	<b>7236.13</b>	<b>40.85</b>	<b>220.01</b>	<b>197.42</b>	<b>7694.41</b>	<b>7748.67</b>	<b>41.89</b>	<b>760.60</b>	<b>199.72</b>	<b>8750.83</b>	<b>2175.89</b>	<b>0.94</b>	<b>1699.30</b>	<b>39.23</b>	<b>3915.36</b>	-	
HT-1	Water Supply	8	2.07	1.34	2.77	0.12	0.02	0.14	3.04	94.10	0.74	0.71	5.76	101.31	60.02	0.61	0.49	3.94	65.05	36.84	0.25	0.25	1.96	39.30	-	
HT-2(a)	HT Industrial	15	2.38	1.24	32.64	-	0.11	0.11	32.86	113.04	0.44	0.77	5.46	119.71	118.75	0.89	0.84	5.46	125.93	26.94	-0.45	0.05	0.10	26.64	-	
HT-2(b)	Commercial	2	0.16	0.04	0.02	-	0.00	-	0.02	7.12	0.02	0.01	0.28	7.43	7.14	0.02	0.01	0.28	7.45	-	-	-	-	-	-	
HT-2 (c)	Hospital	5	0.51	0.22	0.74	-	-0.17	-	0.56	21.40	0.08	0.61	1.18	23.27	21.61	0.07	0.58	1.12	23.38	0.52	0.01	-0.14	0.06	0.45	-	
HT-3(a)	HT Irrigation	8	3.29	0.73	-5.73	-	-	-	-5.73	61.41	0.54	2.21	1.56	65.72	42.94	0.54	2.10	1.54	47.11	12.74	0.01	0.11	0.02	12.88	-	
HT-3(b)	Govt. & Pvt. Horticulture	-	-	-	-	-	-	-	-	-	-	-	-	-	-	-	-	-	-	-	-	-	-	-	-	
HT-4	Residential Apartments	-	-	-	-	-	-	-	-	-	-	-	-	-	-	-	-	-	-	-	-	-	-	-	-	
HT-5	Temporary Supply (67 HP & Above)	2	0.13	0.04	0.06	0.01	0.02	0.05	0.14	6.92	0.02	0.11	0.31	7.36	7.28	0.02	0.09	0.31	7.69	-0.30	0.01	0.03	0.06	-0.20	-	
<b>HT-TOTAL</b>		<b>40</b>	<b>8.54</b>	<b>3.60</b>	<b>30.89</b>	<b>0.12</b>	<b>-0.03</b>	<b>0.29</b>	<b>30.89</b>	<b>303.98</b>	<b>1.84</b>	<b>4.43</b>	<b>14.56</b>	<b>324.80</b>	<b>257.73</b>	<b>2.13</b>	<b>4.11</b>	<b>12.64</b>	<b>276.62</b>	<b>76.74</b>	<b>0.17</b>	<b>0.29</b>	<b>2.21</b>	<b>79.07</b>	-	
<b>TOTAL (LT + HT)</b>		<b>116391</b>	<b>177.43</b>	<b>115.53</b>	<b>2718.93</b>	<b>2.11</b>	<b>2239.85</b>	<b>41.82</b>	<b>5002.72</b>	<b>7540.11</b>	<b>42.69</b>	<b>224.44</b>	<b>211.98</b>	<b>8019.21</b>	<b>8006.41</b>	<b>44.03</b>	<b>764.70</b>	<b>212.35</b>	<b>8027.50</b>	<b>2252.63</b>	<b>0.77</b>	<b>1699.59</b>	<b>41.44</b>	<b>3994.43</b>	-	
Misc.Receipts/Trading		-	-	-	-	-	-	-	-	54.04	-	-	-	54.04	54.04	-	-	-	54.04	-	-	-	-	-	-	
<b>GRAND TOTAL</b>		<b>116391</b>	<b>177.43</b>	<b>115.53</b>	<b>2718.93</b>	<b>2.11</b>	<b>2239.85</b>	<b>41.82</b>	<b>5002.72</b>	<b>7594.15</b>	<b>42.69</b>	<b>224.44</b>	<b>211.98</b>	<b>8073.25</b>	<b>8060.45</b>	<b>44.03</b>	<b>764.70</b>	<b>212.36</b>	<b>8081.54</b>	<b>2252.63</b>	<b>0.77</b>	<b>1699.59</b>	<b>41.44</b>	<b>3994.43</b>	-	
Check Difference		-	-	-	-	-	-	-	-	-	-	-	-	-	-	-	-	-	-	-	-	-	-	-	-	



  
**Executive Engineer (EI)**  
 RA Section  
 Corporate Office, Hesco  
 Navanagar, Hubballi - 580 025

291

**HUBLI ELECTRICITY SUPPLY COMPANY LIMITED**  
Statement Showing Division Wise Detail DCB for MF-19.

(Rs in lakhs)

Tariff	Description	Total No. of Inlets	CONNECTED LOAD (MVA) (1000)	CONSUMPTION in MUs	OPENING BALANCE					DEMAND					COLLECTION					CLOSING BALANCE					
					Revenue	FAC	Interest	Tax	Total	Revenue	FAC	Interest	Tax	Total	Revenue	FAC	Interest	Tax	Total	Revenue	FAC	Interest	Tax	Total	
1	2	3	4	5	6	7	8	9	10	11	12	13	14	15	16	17	18	19	20	21	22	23	24	25	26
<b>426</b>	<b>Haveri Division</b>																								
LT-1 Up to 40Units	B/KC	71175	3.46	19.07	-	-	-	-	-	1285.50	-	-	-	1285.50	-	-	-	1285.50	-	-	-	-	-	-	-
LT-1 Above 40 Units	B/KC	3742	0.14	3.83	172.26	1.44	117.61	5.49	296.80	142.80	6.82	32.70	9.37	191.69	190.75	5.93	30.88	10.29	237.85	124.31	2.32	119.43	4.58	250.64	
LT-1	B/KC Total	74917	3.61	22.90	172.26	1.44	117.61	5.49	296.80	1428.30	6.82	32.70	9.37	1477.19	1476.24	5.93	30.88	10.29	1523.35	124.31	2.32	119.43	4.58	250.64	
LT-2	Lighting & ADH	141661	94.92	51.11	85.85	21.53	28.14	62.98	198.50	2921.34	13.79	26.67	167.40	3129.21	2924.86	10.16	34.30	145.69	3115.03	82.33	25.14	20.52	84.69	212.68	
LT-3	Coml. Lighting	18899	30.54	18.73	-17.28	4.00	-13.79	53.89	26.81	1787.31	5.35	7.59	121.71	1921.96	1788.04	4.43	14.95	111.45	1918.87	-18.01	4.93	-21.15	64.14	29.91	
LT-4(a)	IP Sets (10 HP & Below)	45927	240.41	225.15	2753.26	24.08	4035.38	0.04	6812.75	14059.41	75.07	0.03	0.00	14134.50	14089.82	99.15	0.49	0.04	14189.49	2722.85	-	4034.91	-	6757.76	
LT-4(b)	IP Sets (Above 10 HP)	56	1.00	0.25	85.80	0.29	44.02	1.79	131.70	12.44	0.10	8.69	0.09	21.32	5.84	-	0.16	0.09	6.09	92.21	0.39	52.55	1.79	146.93	
LT-4(c)	IP Sets Pvt. Horticulture	41	0.19	0.04	2.99	0.05	0.38	0.05	3.46	2.11	0.01	0.31	0.06	2.49	1.80	0.00	0.11	0.06	1.97	3.30	0.05	0.59	0.05	3.99	
LT-5	LT Industrial	4514	41.65	7.56	20.17	1.28	-5.77	8.64	24.31	623.72	2.05	2.67	32.71	661.15	618.76	2.36	4.82	31.01	656.94	25.14	0.97	-7.93	10.34	28.52	
LT-6a	Water supply	4119	23.47	33.54	5568.24	27.89	1758.73	151.46	7506.32	2129.13	10.34	552.68	115.96	2808.11	5266.78	6.69	682.93	338.32	6294.73	2430.59	31.53	1628.48	-70.90	4019.71	
LT-6b	Street Lights	1439	5.03	8.24	971.45	-0.18	350.32	35.33	1356.93	582.08	2.45	103.25	39.18	726.96	1173.42	3.44	130.94	49.51	1357.32	380.11	-1.18	322.63	25.00	726.57	
LT-7	Temporary Supply (67 HP & Below)	5873	3.85	1.24	-110.51	0.30	3.22	11.23	-95.75	238.13	0.35	1.35	10.74	250.57	216.17	0.42	0.99	7.91	225.49	-88.54	0.23	3.57	14.06	-70.67	
<b>LT - TOTAL</b>		<b>297446</b>	<b>444.65</b>	<b>368.76</b>	<b>9532.04</b>	<b>80.67</b>	<b>6318.23</b>	<b>330.90</b>	<b>16261.84</b>	<b>23783.98</b>	<b>116.32</b>	<b>735.93</b>	<b>497.23</b>	<b>25133.46</b>	<b>27561.74</b>	<b>132.61</b>	<b>900.56</b>	<b>894.37</b>	<b>29289.28</b>	<b>5754.29</b>	<b>64.36</b>	<b>6153.60</b>	<b>133.75</b>	<b>12106.02</b>	
HT-1	Water Supply	23	4.12	9.35	638.52	-5.03	187.73	9.78	831.00	564.06	1.99	101.14	37.10	704.30	603.69	0.35	129.65	36.34	770.02	598.89	-3.39	159.22	10.55	765.27	
HT-2(a)	HT Industrial	38	9.63	15.14	14.65	2.75	-1.35	6.53	22.57	1115.47	4.06	6.74	73.64	1199.92	1133.15	1.59	3.62	73.40	1211.77	-3.04	5.22	1.77	6.77	10.72	
HT-2(b)	Commercial	26	2.08	2.01	4.67	0.00	-4.26	0.02	0.42	208.55	0.57	2.80	12.41	224.33	209.47	0.56	0.52	11.61	222.16	3.74	0.01	-1.99	0.81	2.59	
HT-2 (c)	Hospitals	24	1.59	1.53	7.61	0.20	-1.57	0.41	6.65	141.58	0.50	3.00	8.10	153.18	121.25	0.30	2.01	7.46	131.01	27.95	0.40	-0.58	1.05	28.82	
HT-3(a)	LIT Impaction	20	26.65	13.46	455.38	17.47	36.97	12.60	522.41	637.40	4.70	50.59	25.52	718.20	615.39	0.27	52.45	21.87	689.98	477.38	21.90	35.11	16.25	550.64	
HT-3(b)	Govt. & Pvt. Horticulture	-	-	-	-	-	-	-	-	-	-	-	-	-	-	-	-	-	-	-	-	-	-	-	
HT-4	Residential Apartments	-	-	-	-	-	-	-	-	-	-	-	-	-	-	-	-	-	-	-	-	-	-	-	
HT-5	Temporary Supply (67 HP & Above)	1	0.13	0.03	-1.90	-	0.00	0.02	-1.88	7.67	0.01	0.02	0.30	8.01	7.70	0.00	0.02	0.28	8.01	-1.93	0.01	0.00	0.03	-1.88	
<b>HT - TOTAL</b>		<b>132</b>	<b>44.20</b>	<b>41.52</b>	<b>1118.92</b>	<b>15.39</b>	<b>217.51</b>	<b>29.36</b>	<b>1361.18</b>	<b>2674.74</b>	<b>11.83</b>	<b>164.29</b>	<b>157.07</b>	<b>3007.94</b>	<b>2690.66</b>	<b>3.07</b>	<b>188.27</b>	<b>150.96</b>	<b>3032.96</b>	<b>1103.01</b>	<b>24.15</b>	<b>193.53</b>	<b>35.46</b>	<b>1356.16</b>	
<b>TOTAL (LT + HT)</b>		<b>297578</b>	<b>488.87</b>	<b>410.28</b>	<b>10650.96</b>	<b>96.06</b>	<b>6535.74</b>	<b>360.25</b>	<b>17643.02</b>	<b>26458.73</b>	<b>128.15</b>	<b>900.22</b>	<b>654.29</b>	<b>28141.39</b>	<b>30252.39</b>	<b>135.68</b>	<b>1088.83</b>	<b>845.33</b>	<b>32322.23</b>	<b>6857.30</b>	<b>88.54</b>	<b>6347.13</b>	<b>169.21</b>	<b>13462.17</b>	
Misc. Receipts/Trading		-	-	-	-	-	-	-	-	534.05	-	-	-	534.05	534.05	-	-	-	534.05	-	-	-	-	-	
<b>GRAND TOTAL</b>		<b>297578</b>	<b>488.87</b>	<b>410.28</b>	<b>10650.96</b>	<b>96.06</b>	<b>6535.74</b>	<b>360.25</b>	<b>17643.02</b>	<b>26992.77</b>	<b>128.15</b>	<b>900.22</b>	<b>654.29</b>	<b>28675.44</b>	<b>30786.44</b>	<b>135.68</b>	<b>1088.83</b>	<b>845.33</b>	<b>32856.28</b>	<b>6857.30</b>	<b>88.54</b>	<b>6347.13</b>	<b>169.21</b>	<b>13462.17</b>	
Check Difference		-	-	-	-	-	-	-	-	-	-	-	-	-	-	-	-	-	-	-	-	-	-	-	



*[Handwritten Signature]*

**Executive Engineer (EI)**  
**RA Section**  
Corporate Office, Hascom  
M. Nagar, Hubballi - 580 025

292



**HUBLI ELECTRICITY SUPPLY COMPANY LIMITED**  
Statement Showing Division Wise Detail DCB for MF-19.

(Rs in lakhs)

Tariff	Description	Total No. of instals.	CONNECTED LOAD (MW) ('000)	CONSUMPTION in MUs	OPENING BALANCE					DEMAND					COLLECTION					CLOSING BALANCE					
					Revenue	FAC	Interest	Tax	Total	Revenue	FAC	Interest	Tax	Total	Revenue	FAC	Interest	Tax	Total	Revenue	FAC	Interest	Tax	Total	
1	2	3	4	5	6	7	8	9	10	11	12	13	14	15	16	17	18	19	20	21	22	23	24	25	26
<b>481</b>	<b>Ranebennur Division</b>																								
LT-1 Up to 40 Units	B3/KJ	54172	2.62	15.68	-	-	-	-	-	1022.49	-	-0.51	-0.00	1021.98	1022.62	-	-	-	1022.62	-0.13	-	-0.51	-0.00	-0.63	
LT-1 Above 40 Units	B3/KJ	2235	0.11	2.44	348.11	1.14	154.20	17.37	520.83	92.96	5.45	54.89	6.73	160.03	161.80	4.73	57.37	12.24	256.13	259.27	1.86	151.72	11.87	424.72	
LT-1	B3/KJ Total	56407	2.73	18.12	348.11	1.14	154.20	17.37	520.83	1115.45	5.45	54.38	6.73	1182.01	1204.42	4.73	57.37	12.24	1278.75	259.14	1.86	151.22	11.87	424.09	
LT-2	Lighting & AEH	120575	104.71	49.18	65.91	18.97	10.71	49.10	144.69	2817.73	8.63	22.02	162.95	3011.34	2837.47	4.27	22.61	142.88	3007.23	46.18	23.32	10.12	69.16	148.79	
LT-3	Coml. Lighting	16364	26.42	16.29	4.30	4.29	-7.35	29.86	31.09	1553.00	2.99	6.24	103.55	1665.79	1547.94	1.82	7.43	92.74	1649.92	9.36	5.46	-8.54	40.67	46.95	
LT-4(a)	IP Sets (10 HP & Below)	49820	249.68	267.55	3056.50	2.13	4416.36	14.19	7489.18	16639.58	81.08	0.01	0.46	16721.13	16723.77	51.15	0.30	-	16775.22	2972.31	32.05	4416.07	14.85	7435.09	
LT-4(b)	IP Sets (Above 10 HP)	12	0.38	-	2.33	0.00	1.00	-0.10	3.23	1.71	-	0.32	-	2.03	0.07	0.00	0.00	-	0.07	3.97	-	1.32	-0.10	5.19	
LT-4(c)	IP Sets Pvt. Horticulture	80	0.36	0.15	15.78	0.13	6.73	0.41	23.04	7.38	0.05	2.13	0.35	9.91	6.32	0.02	0.26	0.28	6.87	16.84	0.16	8.59	0.48	26.08	
LT-5	LT Industrial	3791	41.76	12.96	21.75	4.65	1.60	10.70	38.69	1013.60	2.70	4.86	59.19	1080.35	1018.80	2.22	5.33	57.20	1083.56	16.54	5.12	1.13	12.69	35.48	
LT-6a	Water supply	2876	17.44	29.20	4905.97	19.94	1619.91	58.12	6603.94	1542.29	9.44	429.23	102.43	2083.39	4116.99	9.06	1391.28	96.97	5614.31	2331.27	20.32	657.86	63.58	3073.02	
LT-6b	Streetlights	1423	3.85	8.76	1261.64	5.33	406.73	43.69	1717.39	578.96	2.07	116.03	42.51	739.58	1155.90	0.39	381.27	32.74	1570.31	684.70	7.01	141.48	53.46	886.65	
LT-7	Temporary Supply (57 HP & below)	4648	7.05	1.14	-66.88	-0.13	1.85	0.69	-64.47	197.70	0.08	4.69	9.75	212.22	247.91	1.27	-1.38	7.30	255.10	-117.08	-1.32	7.92	3.14	-107.35	
<b>LT - TOTAL</b>		<b>255996</b>	<b>454.37</b>	<b>403.34</b>	<b>9615.41</b>	<b>56.44</b>	<b>8611.72</b>	<b>224.03</b>	<b>16507.60</b>	<b>25487.40</b>	<b>112.49</b>	<b>638.92</b>	<b>487.93</b>	<b>26707.74</b>	<b>28859.59</b>	<b>74.94</b>	<b>1864.47</b>	<b>442.35</b>	<b>31241.35</b>	<b>6223.22</b>	<b>93.99</b>	<b>5387.17</b>	<b>269.61</b>	<b>11973.99</b>	
HT-1	Water Supply	27	8.00	13.98	696.49	10.73	364.91	132.81	1204.94	892.67	4.08	129.45	54.96	1081.16	1754.19	0.05	81.99	45.08	1881.31	-165.04	14.77	412.37	142.69	404.79	
HT-2(a)	HT Industrial	86	30.43	31.75	-59.45	10.07	-33.54	131.91	48.99	2720.36	8.58	7.31	159.67	2695.93	2624.78	8.55	3.19	228.70	2865.22	36.13	10.10	-29.42	62.88	79.69	
HT-2(b)	Commercial	14	1.14	0.94	0.05	0.25	-0.41	1.14	1.04	101.94	0.12	0.38	6.02	108.46	104.39	0.04	0.41	4.38	109.22	-2.41	0.32	-0.44	2.78	0.27	
HT-2 (c)	Hospitals	10	0.70	0.75	12.36	0.16	-2.02	-8.29	2.22	62.08	0.10	1.21	4.17	67.55	61.79	-0.02	1.01	3.70	66.48	12.65	0.28	-1.83	-7.82	3.29	
HT-3(a)	Lift Irrigation	6	5.24	1.80	-426.84	2.56	473.15	12.43	61.30	135.59	0.86	8.34	4.04	148.83	118.94	-	9.21	4.61	132.76	-410.19	3.41	472.28	11.85	77.36	
HT-3(b)	Govt. & Pvt. Horticulture	-	-	-	-	-	-	-	-	-	-	-	-	-	-	-	-	-	-	-	-	-	-	-	
HT-4	Residential Apartments	3	0.69	0.74	1.81	0.47	0.19	-1.86	0.62	58.85	0.22	0.00	3.79	62.87	59.61	0.08	0.00	3.79	63.49	1.05	0.62	0.19	-1.86	0.00	
HT-5	Temporary Supply (57 HP & Above)	3	4.81	0.14	-23.12	0.00	-0.02	0.00	-23.14	33.44	0.01	0.03	0.92	34.40	37.35	-	0.02	0.89	38.27	-27.03	0.01	-0.01	0.03	-27.00	
<b>HT - TOTAL</b>		<b>149</b>	<b>51.01</b>	<b>50.11</b>	<b>201.30</b>	<b>24.25</b>	<b>802.26</b>	<b>268.14</b>	<b>1295.96</b>	<b>4004.92</b>	<b>13.96</b>	<b>146.73</b>	<b>233.58</b>	<b>4399.19</b>	<b>4761.06</b>	<b>8.69</b>	<b>95.84</b>	<b>291.15</b>	<b>5156.75</b>	<b>-554.83</b>	<b>29.52</b>	<b>853.15</b>	<b>210.57</b>	<b>538.40</b>	
<b>TOTAL ( LT + HT )</b>		<b>256145</b>	<b>505.38</b>	<b>453.45</b>	<b>9816.71</b>	<b>80.69</b>	<b>7413.98</b>	<b>492.17</b>	<b>17803.55</b>	<b>29472.32</b>	<b>126.45</b>	<b>786.65</b>	<b>721.50</b>	<b>31106.93</b>	<b>33620.65</b>	<b>83.63</b>	<b>1960.31</b>	<b>733.50</b>	<b>36398.09</b>	<b>5668.39</b>	<b>123.51</b>	<b>6240.32</b>	<b>480.17</b>	<b>12512.39</b>	
Misc. Receipts/Trading		-	-	-	-	-	-	-	-	262.79	-	-0.00	-0.00	262.78	262.79	-	-0.00	-0.00	262.78	-	-	-	-	-	
<b>GRAND TOTAL</b>		<b>256145</b>	<b>505.38</b>	<b>453.45</b>	<b>9816.71</b>	<b>80.69</b>	<b>7413.98</b>	<b>492.17</b>	<b>17803.55</b>	<b>29735.11</b>	<b>126.45</b>	<b>786.65</b>	<b>721.50</b>	<b>31369.71</b>	<b>33883.43</b>	<b>83.63</b>	<b>1960.31</b>	<b>733.50</b>	<b>36660.88</b>	<b>5668.39</b>	<b>123.51</b>	<b>6240.32</b>	<b>480.17</b>	<b>12512.39</b>	
Check Difference		-	-	-	-	-	-	-	-	-	-	-	-	-	-	-	-	-	-	-	-	-	-	-	



  
**Executive Engineer (E)**  
**RA Section**  
**Corporate Office, Hesco**  
**Navanagar, Hubballi - 580 025**

293

**PUBLIC ELECTRICITY SUPPLY COMPANY LIMITED**  
Statement Showing Division Wise Detail DCB for MF-19.

(Rs in lakhs)

Tarrif	Description	Total No of Installts.	CONNECTED LOAD (MWts) ('000)	CONSUMPTION in MWts	OPENING BALANCE					DEMAND					COLLECTION					CLOSING BALANCE						
					Revenue	FAC	Interest	Tax	Total	Revenue	FAC	Interest	Tax	Total	Revenue	FAC	Interest	Tax	Total	Revenue	FAC	Interest	Tax	Total		
1	2	5	9	10	11	12	13	14	15	16	17	18	19	20	21	22	23	24	25	26						
<b>427 Sirsi Division</b>																										
LT-1 Up to 40 Units	B/KC	18355	0.88	4.92	-	-	-	-	310.38	1.08	-	-	311.46	310.38	1.08	-	-	311.46	-	-	-	-	-	-	-	-
LT-1 Above 40 Units	B/KC	967	0.04	1.03	27.37	- 1.03	6.85	3.05	36.24	39.40	0.69	4.73	2.87	47.69	52.50	1.17	4.87	2.86	61.39	14.28	- 1.52	6.71	3.07	22.54	-	
LT-1	<b>B/KC Total</b>	19322	0.93	5.95	27.37	- 1.03	6.85	3.05	36.24	349.79	1.76	4.73	2.87	359.15	362.88	2.25	4.87	2.86	372.85	14.28	- 1.52	6.71	3.07	22.54	-	
LT-2	Lighting & AEH	106431	119.50	51.86	110.87	15.39	24.82	15.93	167.02	2963.27	15.43	26.53	173.13	3178.34	2978.64	11.98	27.13	172.45	3190.20	95.50	18.84	24.22	16.61	155.16	-	
LT-3	Coml. Lighting	12619	21.57	14.47	13.52	2.13	0.63	4.34	20.62	1407.05	4.39	6.50	94.62	1512.56	1400.02	3.95	6.46	93.42	1503.86	20.55	2.57	0.67	5.53	29.32	-	
LT-4(a)	IP Sets (10 HP & Below)	22874	63.15	89.38	- 38.84	7.60	315.35	0.27	284.38	5555.95	28.02	-	0.06	5584.02	5571.21	25.62	0.23	0.00	5597.06	- 54.10	10.00	315.12	0.32	271.34	-	
LT-4(b)	IP Sets (Above 10 HP)	17	0.30	0.04	2.85	0.00	0.57	0.26	3.68	3.41	0.01	0.36	0.10	3.88	3.14	0.01	0.13	0.07	3.34	3.12	0.01	0.80	0.29	4.22	-	
LT-4(c)	IP Sets Pvc. Horticulture	53	0.21	0.08	2.67	0.06	0.59	0.13	3.46	3.72	0.03	0.50	0.13	4.38	3.15	0.03	0.21	0.07	3.46	3.25	0.06	0.88	0.18	4.37	-	
LT-5	LT Industrial	2381	16.45	4.01	8.17	0.19	0.20	0.59	9.15	342.20	1.16	1.48	17.74	362.59	344.07	1.21	1.49	17.76	364.53	6.30	0.15	0.19	0.57	7.21	-	
LT-6a	Water supply	1619	6.62	7.66	435.71	4.92	85.47	15.45	521.55	477.07	2.45	39.98	27.42	546.92	961.63	2.16	27.90	19.30	1011.00	- 48.85	5.21	77.55	23.57	57.48	-	
LT-6b	Street Lights	1099	2.06	5.98	73.34	2.32	20.02	18.19	113.87	428.66	1.88	17.49	27.89	475.92	584.92	1.50	6.63	19.29	612.34	- 82.93	2.70	30.88	26.79	- 22.96	-	
LT-7	Temporary Supply (67 HP & Below)	3356	1.19	0.69	- 64.23	- 0.03	- 0.26	- 0.05	- 64.57	110.94	0.20	0.03	6.49	117.66	119.99	0.53	0.02	6.04	126.58	- 73.28	- 0.36	- 0.25	0.41	- 73.49	-	
<b>LT - TOTAL</b>		<b>169771</b>	<b>231.96</b>	<b>180.12</b>	<b>571.42</b>	<b>31.56</b>	<b>434.24</b>	<b>58.16</b>	<b>1095.39</b>	<b>11642.04</b>	<b>55.33</b>	<b>97.80</b>	<b>350.44</b>	<b>12145.42</b>	<b>12329.64</b>	<b>49.24</b>	<b>75.08</b>	<b>331.26</b>	<b>12785.22</b>	<b>- 116.17</b>	<b>37.65</b>	<b>456.77</b>	<b>77.35</b>	<b>456.59</b>	-	
HT-1	Water Supply	8	1.35	3.81	- 168.67	2.97	155.06	6.75	- 3.89	221.54	1.23	2.73	15.33	240.83	229.63	3.46	6.13	19.45	258.67	- 176.75	0.74	151.66	2.63	- 21.73	-	
HT-2(a)	HT Industrial	16	3.47	7.86	- 0.05	0.73	0.01	- 0.00	0.69	619.24	2.42	0.93	39.26	661.86	619.78	3.60	0.94	38.22	662.54	- 0.59	- 0.45	0.00	1.03	0.00	-	
HT-2(b)	Commercial	10	0.93	0.92	- 1.27	0.11	-	-	- 1.17	102.65	0.28	0.78	5.90	109.60	98.42	0.38	0.77	5.89	105.46	2.96	0.01	0.01	0.01	2.98	-	
HT-2 (c)	Hospitals	12	0.82	0.82	1.07	0.27	- 0.11	0.76	2.00	85.23	0.27	1.05	4.77	91.32	84.12	0.20	0.93	4.57	89.82	2.19	0.34	0.00	0.96	3.49	-	
HT-3(a)	Utt. Irrigation	6	0.91	0.17	3.94	0.05	0.22	0.14	4.35	10.64	0.01	0.74	0.24	11.64	6.94	0.01	0.35	0.11	7.42	7.63	0.05	0.61	0.27	8.57	-	
HT-3(b)	Govt. & Pvt. Horticulture	-	-	-	-	-	-	-	-	-	-	-	-	-	-	-	-	-	-	-	-	-	-	-	-	
HT-4	Residential Apartments	-	-	-	-	-	-	-	-	-	-	-	-	-	-	-	-	-	-	-	-	-	-	-	-	
HT-5	Temporary Supply (67 HP & Above)	-	-	-	-	-	-	-	-	-	-	-	-	-	-	-	-	-	-	-	-	-	-	-	-	
<b>HT - TOTAL</b>		<b>52</b>	<b>7.49</b>	<b>13.69</b>	<b>- 164.98</b>	<b>4.13</b>	<b>155.18</b>	<b>7.65</b>	<b>1.88</b>	<b>1018.30</b>	<b>4.22</b>	<b>6.23</b>	<b>65.49</b>	<b>1115.24</b>	<b>1038.88</b>	<b>7.65</b>	<b>9.13</b>	<b>68.24</b>	<b>1123.90</b>	<b>164.56</b>	<b>0.70</b>	<b>152.28</b>	<b>4.90</b>	<b>- 6.58</b>	-	
<b>TOTAL (LT + HT)</b>		<b>169823</b>	<b>239.44</b>	<b>193.81</b>	<b>406.44</b>	<b>35.69</b>	<b>589.42</b>	<b>65.82</b>	<b>1097.37</b>	<b>12661.35</b>	<b>59.55</b>	<b>103.83</b>	<b>415.94</b>	<b>13260.66</b>	<b>13368.52</b>	<b>56.89</b>	<b>84.21</b>	<b>399.51</b>	<b>13906.12</b>	<b>- 280.73</b>	<b>38.34</b>	<b>609.05</b>	<b>82.25</b>	<b>448.91</b>	-	
Misc Receipts/Trading		-	-	-	0.32	-	-	-	0.32	99.82	-	-	-	99.82	99.98	-	-	-	99.98	0.17	-	-	-	0.17	-	
<b>GRAND TOTAL</b>		<b>169823</b>	<b>239.44</b>	<b>193.81</b>	<b>406.76</b>	<b>35.69</b>	<b>589.42</b>	<b>65.82</b>	<b>1097.69</b>	<b>12761.17</b>	<b>59.55</b>	<b>103.83</b>	<b>415.94</b>	<b>13360.49</b>	<b>13468.45</b>	<b>56.89</b>	<b>84.21</b>	<b>399.51</b>	<b>14009.10</b>	<b>- 280.56</b>	<b>38.34</b>	<b>609.05</b>	<b>82.25</b>	<b>449.08</b>	-	
Check Difference		-	-	-	-	-	-	-	-	-	-	-	-	-	-	-	-	-	-	-	-	-	-	-	-	




  
**Executive Engineer (EI)**  
 RA Section  
 Corporate Office, Hesco  
 Navanagar, Hubballi - 580 025

294

**HUBLI ELECTRICITY SUPPLY COMPANY LIMITED**  
Statement Showing Division Wise Detail DCB for MF-19.

(Rs in lakhs)

Tariff	Description	Total No. of Install.	CONNECTED LOAD (MVA) ('000)	CONSUMPTION in MUs	OPENING BALANCE					DEMAND					COLLECTION					CLOSING BALANCE					
					Revenue	FAC	Interest	Tax	Total	Revenue	FAC	Interest	Tax	Total	Revenue	FAC	Interest	Tax	Total	Revenue	FAC	Interest	Tax	Total	
1	2	3	4	5	6	7	8	9	10	11	12	13	14	15	16	17	18	19	20	21	22	23	24	25	26
<b>492</b>	<b>Dandeli division</b>																								
LT-1 Up to 40 Units	BJ/KJ	16363	0.82	3.73	-	-	-	-	-	240.06	0.77	-	-	240.82	240.06	0.77	-	-	240.82	-0.00	-	-	-	-	-0.00
LT-1 Above 40 Units	BJ/KJ	1544	0.05	1.45	2.01	0.97	-0.06	1.94	4.85	62.89	0.70	2.98	4.23	70.81	67.25	1.07	2.93	4.28	75.53	-2.35	0.60	-0.01	1.89	0.12	
LT-1	BJ/KJ Total	17907	0.87	5.18	2.01	0.97	-0.06	1.94	4.85	302.95	1.47	2.98	4.23	311.63	307.31	1.84	2.93	4.28	316.35	-2.35	0.60	-0.01	1.89	0.12	
LT-2	Lighting & AEH	38039	35.47	19.73	7.72	5.50	0.29	26.77	40.29	1125.72	5.67	10.63	64.95	1206.97	1132.02	9.85	7.10	54.59	1203.56	1.43	1.32	3.83	37.14	43.70	
LT-3	Coml. Lighting	5717	8.88	6.03	3.13	-0.20	-1.22	7.89	9.60	609.10	1.91	5.21	38.61	654.82	612.61	1.93	2.27	35.88	652.69	-0.38	-0.23	1.72	10.62	11.73	
LT-4(a)	IP Sets (10 HP & Below)	10446	33.64	42.41	139.71	24.45	504.53	0.00	668.69	2638.90	12.30	0.07	0.00	2651.27	2624.84	32.74	0.70	0.00	2658.28	153.76	4.01	503.90	0.00	661.67	
LT-4(b)	IP Sets (Above 10 HP)	8	0.09	0.00	0.64	0.00	3.58	0.24	4.46	0.60	0.00	0.06	0.00	0.66	0.18	0.00	0.01	0.00	0.19	1.05	0.00	3.63	0.25	4.93	
LT-4(c)	IP Sets Pvc. Horticulture	3	0.02	0.02	2.55	0.01	0.53	-0.00	3.08	0.59	0.00	0.33	0.02	0.95	2.72	0.01	0.86	0.02	3.60	0.42	-0.00	-0.00	-0.00	0.42	
LT-5	LT Industrial	1099	9.01	2.40	0.47	0.47	0.08	1.03	2.06	192.41	0.71	0.96	10.77	204.85	190.35	2.16	1.40	11.17	205.08	2.53	-0.98	-0.36	0.63	1.82	
LT-6a	Water supply	832	3.74	4.01	232.02	1.17	43.08	12.00	288.27	220.38	1.22	19.95	13.74	255.29	524.05	2.39	41.85	23.09	591.38	-71.65	0.00	21.18	2.65	-47.82	
LT-6b	Streetsights	634	1.21	2.46	50.52	-0.34	8.43	14.15	72.76	170.15	0.73	5.41	11.05	187.34	271.90	1.25	12.17	11.73	297.06	-51.23	-0.86	1.86	13.47	-36.96	
LT-7	Temporary Supply (57 HP & Below)	2208	3.17	0.33	-28.82	-0.06	0.08	1.33	-27.46	47.43	0.11	0.20	2.53	50.27	47.60	0.05	0.18	3.25	51.08	-28.98	0.00	0.10	0.60	-28.28	
<b>LT - TOTAL</b>		<b>76853</b>	<b>95.09</b>	<b>82.57</b>	<b>409.95</b>	<b>31.96</b>	<b>559.33</b>	<b>65.35</b>	<b>1066.58</b>	<b>5308.23</b>	<b>24.12</b>	<b>45.79</b>	<b>145.90</b>	<b>5524.04</b>	<b>5713.58</b>	<b>52.22</b>	<b>89.47</b>	<b>144.02</b>	<b>5979.28</b>	<b>4.60</b>	<b>3.85</b>	<b>535.65</b>	<b>87.24</b>	<b>611.34</b>	
HT-1	Water Supply	4	0.83	3.56	0.00	-0.00	0.00	-0.00	0.00	194.75	1.07	0.58	14.09	210.48	194.75	1.07	0.58	14.09	210.48	-0.00	-0.00	0.00	-0.00	-0.00	
HT-2(a)	HT Industrial	20	15.39	23.71	0.00	0.00	-0.00	0.00	0.00	1977.24	1.84	3.37	131.58	2114.02	1977.24	1.84	3.37	131.58	2114.02	0.00	0.00	-0.00	0.00	0.00	
HT-2(b)	Commercial	8	0.71	0.67	0.28	-	0.00	0.01	0.28	62.97	0.07	0.14	2.77	65.94	60.79	0.07	0.12	2.64	63.62	2.45	-0.00	0.02	0.13	2.60	
HT-2 (c)	Hospitals	9	3.66	0.80	1.28	-0.00	0.00	0.02	1.30	58.02	0.16	0.18	3.41	61.78	59.01	0.16	0.18	3.41	62.76	0.30	0.01	0.00	0.02	0.32	
HT-3(a)	Lift Irrigation	5	0.42	-	1.90	0.06	0.04	0.04	2.05	6.20	-	0.19	-	6.39	6.32	0.06	0.20	0.02	6.60	1.78	-	0.04	0.02	1.84	
HT-3(b)	Govt. & Pvt. Horticulture	-	-	-	-	-	-	-	-	-	-	-	-	-	-	-	-	-	-	-	-	-	-	-	
HT-4	Residential Apartments	1	0.80	2.58	-	-	-	-	-	174.58	0.77	0.00	13.13	188.48	174.58	0.77	0.00	13.13	188.48	-	-	-	-	-	
HT-5	Temporary Supply (57 HP & Above)	-	-	-	-	-	-	-	-	-	-	-	-	-	-	-	-	-	-	-	-	-	-	-	
<b>HT - TOTAL</b>		<b>47</b>	<b>21.80</b>	<b>31.13</b>	<b>3.48</b>	<b>0.06</b>	<b>0.05</b>	<b>0.06</b>	<b>3.84</b>	<b>2473.75</b>	<b>3.90</b>	<b>4.46</b>	<b>164.98</b>	<b>2647.09</b>	<b>2472.68</b>	<b>3.96</b>	<b>4.45</b>	<b>164.88</b>	<b>2645.96</b>	<b>4.51</b>	<b>0.01</b>	<b>0.06</b>	<b>0.17</b>	<b>4.77</b>	
<b>TOTAL (LT + HT)</b>		<b>76940</b>	<b>117.90</b>	<b>113.71</b>	<b>413.41</b>	<b>32.02</b>	<b>559.38</b>	<b>65.41</b>	<b>1070.22</b>	<b>7781.98</b>	<b>28.02</b>	<b>50.25</b>	<b>310.88</b>	<b>8171.14</b>	<b>8186.26</b>	<b>56.17</b>	<b>73.92</b>	<b>308.89</b>	<b>8625.25</b>	<b>9.11</b>	<b>3.87</b>	<b>535.71</b>	<b>87.40</b>	<b>616.11</b>	
Misc.Receipts/Trading		-	-	-	5.93	-	-	-	5.93	51.53	-	-	-	51.53	55.79	-	-	-	55.79	1.68	-	-	-	1.68	
<b>GRAND TOTAL</b>		<b>76940</b>	<b>117.90</b>	<b>113.71</b>	<b>419.34</b>	<b>32.02</b>	<b>559.38</b>	<b>65.41</b>	<b>1076.15</b>	<b>7833.52</b>	<b>28.02</b>	<b>50.25</b>	<b>310.88</b>	<b>8222.67</b>	<b>8242.05</b>	<b>56.17</b>	<b>73.92</b>	<b>308.89</b>	<b>8681.03</b>	<b>10.81</b>	<b>3.87</b>	<b>535.71</b>	<b>87.40</b>	<b>617.79</b>	
Check Difference		-	-	-	-	-	-	-	-	-	-	-	-	-	-	-	-	-	-	-	-	-	-	-	



  
**Executive Engineer (E)**  
 RA Section  
 Corporate Office, Hesco  
 Navanagar, Hubballi - 580 025

295

**HUBLI ELECTRICITY SUPPLY COMPANY LIMITED**  
Statement Showing Division Wise Detail DCB for MF-19.

(Rs in lakhs)

Tariff	Description	Total No. of Install.	CONNECTED LOAD (MWs) ('000)	CONSUMPTION in MUz	OPENING BALANCE					DEMAND					COLLECTION					CLOSING BALANCE				
					Revenue	FAC	Interest	Tax	Total	Revenue	FAC	Interest	Tax	Total	Revenue	FAC	Interest	Tax	Total	Revenue	FAC	Interest	Tax	Total
1	2	5	9	10	11	12	13	14	15	16	17	18	19	20	21	22	23	24	25	26				
<b>449</b>	<b>Karwar Division</b>																							
LT-1 Up to 40 Units	B/KJ	7699	0.49	1.05	-	-	-	-	62.69	0.30	0.20	0.02	63.21	62.69	0.30	0.20	0.02	63.21	-	-	-	-		
LT-1 Above 40 Units	B/KJ	378	0.11	0.44	2.17	0.31	2.11	0.29	4.88	16.81	0.14	0.27	1.15	18.37	19.16	0.06	1.30	1.28	21.80	-0.18	0.40	1.07	0.16	1.46
LT-1	B2/KJ Total	8077	0.60	1.50	2.17	0.31	2.11	0.29	4.88	79.51	0.44	0.47	1.17	81.59	81.85	0.36	1.50	1.30	85.01	-0.18	0.40	1.07	0.16	1.46
LT-2	Lighting & AEH	82934	116.32	59.90	72.11	26.67	4.82	17.35	120.95	3394.32	17.51	25.23	214.89	3651.94	3404.54	12.53	25.76	203.15	3645.98	61.89	31.65	4.29	29.09	126.91
LT-3	Coml. Lighting	10523	21.92	15.05	1.66	4.06	1.73	28.70	36.15	1428.16	4.48	7.60	97.04	1537.28	1403.77	3.23	7.80	115.68	1530.48	26.05	5.31	1.53	10.06	42.95
LT-4(a)	IP Sets (10 HP & Below)	9705	14.41	5.54	-86.05	0.40	10.97	-0.94	-75.62	355.16	1.74	0.02	0.00	356.92	371.61	1.84	1.77	-0.64	374.58	-102.51	0.30	9.22	-0.29	-93.28
LT-4(b)	IP Sets (Above 10 HP)	6	0.26	0.02	-1.70	0.00	0.05	-0.03	-1.68	2.93	0.01	0.19	0.05	3.18	0.11	-	-0.05	-0.04	0.02	1.12	0.01	0.30	0.06	1.49
LT-4(c)	IP Sets Pvt. Horticulture	5	0.03	0.02	0.83	0.02	-0.25	-0.02	0.58	0.82	0.01	0.12	0.05	1.00	2.22	-	-0.12	0.04	2.14	-0.57	0.02	-0.01	-0.00	-0.56
LT-5	LT Industrial	1755	17.04	5.21	29.47	1.83	1.39	1.54	34.23	407.77	1.77	2.46	24.52	436.53	406.26	1.31	2.75	23.55	433.87	30.98	2.30	1.10	2.51	36.89
LT-6a	Water supply	512	2.15	0.99	66.97	0.56	6.18	2.77	76.48	70.33	0.28	4.16	3.14	77.91	160.03	0.52	28.73	5.65	194.94	-22.73	0.32	-18.39	0.26	-40.54
LT-6b	Streetlights	788	2.06	8.36	179.46	1.60	38.08	7.73	226.87	582.02	2.39	18.93	37.71	641.05	751.29	3.15	88.91	41.77	885.11	10.19	0.84	-31.91	3.68	-17.20
LT-7	Temporary Supply (67 HP & Below)	1487	5.58	1.27	-47.65	0.03	0.09	0.53	-47.01	206.81	0.63	0.06	10.02	217.53	213.15	0.65	0.00	10.59	224.40	-53.99	0.00	0.15	-0.05	-53.88
<b>LT - TOTAL</b>		<b>115792</b>	<b>180.37</b>	<b>97.86</b>	<b>217.27</b>	<b>35.48</b>	<b>65.17</b>	<b>57.93</b>	<b>375.85</b>	<b>6827.82</b>	<b>29.27</b>	<b>53.23</b>	<b>388.60</b>	<b>7004.82</b>	<b>6794.83</b>	<b>23.60</b>	<b>157.05</b>	<b>401.05</b>	<b>7376.53</b>	<b>49.74</b>	<b>41.15</b>	<b>-32.65</b>	<b>45.48</b>	<b>4.24</b>
HT-1	Water Supply	9	1.62	4.52	55.52	0.37	43.37	19.46	118.71	272.29	1.32	12.32	19.11	305.04	252.81	1.33	54.30	35.05	343.50	74.99	0.36	1.39	3.51	80.25
HT-2(a)	HT Industrial	29	35.88	82.95	-27.51	0.01	12.13	0.04	-15.33	9036.35	31.22	1.82	925.63	9995.02	8993.29	31.22	13.87	924.52	9962.90	15.56	0.02	0.07	1.15	16.80
HT-2(b)	Commercial	24	3.45	3.93	27.90	0.05	0.02	-0.77	27.20	412.57	1.14	2.08	25.60	441.38	412.17	1.18	2.09	24.67	440.10	28.30	0.01	0.01	0.16	28.48
HT-2 (c)	Hospitals	6	0.63	1.08	1.78	0.01	-0.09	-0.05	1.64	85.54	0.33	0.52	5.87	92.26	84.34	0.31	0.35	5.45	90.44	2.98	0.02	0.08	0.38	3.46
HT-3(a)	LR Irrigation	2	0.19	0.03	0.88	0.10	0.16	0.17	1.31	3.15	0.00	0.28	0.05	3.49	0.46	-	0.10	0.07	0.63	3.58	0.10	0.34	0.15	4.17
HT-3(b)	Govt. & Pvt. Horticulture	-	-	-	-	-	-	-	-	-	-	-	-	-	-	-	-	-	-	-	-	-	-	-
HT-4	Residential Apartments	2	0.80	0.09	0.80	-	13.39	-	14.29	13.77	-	0.78	0.12	14.68	4.57	-	2.65	-	7.22	10.10	-	11.53	0.12	21.75
HT-5	Temporary Supply (67 HP & Above)	-	-	-	-	-	-	-	-	-	-	-	-	33.65	-	-	-	-	33.65	-33.65	-	-	-	-33.65
<b>HT - TOTAL</b>		<b>72</b>	<b>42.57</b>	<b>92.60</b>	<b>59.47</b>	<b>0.55</b>	<b>68.97</b>	<b>18.84</b>	<b>147.83</b>	<b>9823.88</b>	<b>34.01</b>	<b>17.80</b>	<b>976.39</b>	<b>10851.88</b>	<b>9781.29</b>	<b>34.04</b>	<b>73.35</b>	<b>889.76</b>	<b>10878.44</b>	<b>101.66</b>	<b>0.52</b>	<b>13.42</b>	<b>5.47</b>	<b>121.26</b>
<b>TOTAL ( LT + HT )</b>		<b>115864</b>	<b>222.94</b>	<b>190.46</b>	<b>276.74</b>	<b>36.02</b>	<b>134.14</b>	<b>76.77</b>	<b>523.68</b>	<b>16474.96</b>	<b>63.28</b>	<b>77.03</b>	<b>1364.99</b>	<b>17980.25</b>	<b>16699.57</b>	<b>57.63</b>	<b>230.40</b>	<b>1390.82</b>	<b>18254.98</b>	<b>52.12</b>	<b>41.67</b>	<b>-19.23</b>	<b>50.94</b>	<b>125.50</b>
Misc. Receipts/Trading		-	-	-	-	-	-	-	-	123.45	-	-	-	123.45	123.45	-	-	-	123.45	-	-	-	-	-
<b>GRAND TOTAL</b>		<b>115864</b>	<b>222.94</b>	<b>190.46</b>	<b>276.74</b>	<b>36.02</b>	<b>134.14</b>	<b>76.77</b>	<b>523.68</b>	<b>16474.96</b>	<b>63.28</b>	<b>77.03</b>	<b>1364.99</b>	<b>17980.25</b>	<b>16699.57</b>	<b>57.63</b>	<b>230.40</b>	<b>1390.82</b>	<b>18378.43</b>	<b>52.12</b>	<b>41.67</b>	<b>-19.23</b>	<b>50.94</b>	<b>125.50</b>
Check Difference		-	-	-	-	-	-	-	-	-	-	-	-	-	-	-	-	-	-	-	-	-	-	-



  
**Executive Engineer (E)**  
 RA Section  
 Corporate Office, Hesco  
 Navanagar, Hubballi - 580 025

**HUBLI ELECTRICITY SUPPLY COMPANY LIMITED**  
Statement Showing Division Wise Detail DCB for MF-19.

(Rs in lakhs)

Tariff	Description	Total No. of Installs.	CONNECTED LOAD (MVA's) (x1000)	CONSUMPTION in MUs	OPENING BALANCE					DEMAND					COLLECTION					CLOSING BALANCE					
					Revenue	FAC	Interest	Tax	Total	Revenue	FAC	Interest	Tax	Total	Revenue	FAC	Interest	Tax	Total	Revenue	FAC	Interest	Tax	Total	
1	2	3	4	5	6	7	8	9	10	11	12	13	14	15	16	17	18	19	20	21	22	23	24	25	26
<b>493 Honnavar Division</b>																									
LT-1 Up to 40Units	B/KJ	7615	0.42	2.01	- 0.00	-	-	0.00	- 0.00	133.68	0.27	-	-	133.95	133.74	0.21	-	-	133.95	- 0.06	0.06	-	0.00	- 0.00	
LT-1 Above 40 Units	B/KJ	910	0.05	1.07	2.58	- 0.11	2.49	0.32	5.28	44.00	0.53	-	-	133.95	133.74	0.21	-	-	133.95	- 0.06	0.06	-	0.00	- 0.00	
LT-1	<b>B3/KJ Total</b>	<b>8525</b>	<b>0.47</b>	<b>3.07</b>	<b>2.58</b>	<b>- 0.11</b>	<b>2.49</b>	<b>0.32</b>	<b>5.28</b>	<b>177.69</b>	<b>0.80</b>	<b>1.40</b>	<b>2.88</b>	<b>48.81</b>	<b>46.77</b>	<b>0.36</b>	<b>1.01</b>	<b>2.80</b>	<b>50.94</b>	<b>- 0.19</b>	<b>0.06</b>	<b>2.89</b>	<b>0.39</b>	<b>3.15</b>	
LT-2	Lighting & AEH	118159	166.99	102.17	199.42	24.35	6.77	- 12.00	218.54	5676.59	29.99	33.58	376.55	6116.72	5699.87	21.85	32.67	373.31	6127.50	176.14	32.69	7.69	- 8.76	207.76	
LT-3	Coml. Lighting	15535	29.65	25.42	57.31	3.47	1.88	- 9.53	53.13	2303.96	7.60	9.89	160.57	2482.01	2306.24	7.34	9.75	157.05	2480.38	55.03	3.73	2.02	- 6.01	54.77	
LT-4(a)	IP Sets (10 HP & Below)	29677	49.48	21.13	- 131.07	0.40	77.53	- 0.00	- 53.15	1398.45	6.31	2.07	- 0.00	1406.82	1409.61	6.08	0.08	- 0.00	1415.78	- 142.24	0.63	79.51	0.00	- 62.10	
LT-4(b)	IP Sets (Above 10 HP)	11	0.68	0.69	21.72	0.41	- 1.10	0.31	21.34	41.28	0.24	4.32	1.83	47.68	17.01	0.00	4.56	1.51	23.08	45.99	0.65	- 1.35	0.64	45.93	
LT-4(c)	IP Sets Pvt. Horticulture	18	0.08	0.04	5.56	0.02	0.74	0.06	6.38	1.89	0.01	0.70	0.06	2.67	1.93	0.00	0.30	0.01	2.24	5.52	0.03	1.14	0.12	6.81	
LT-5	LT Industrial	2303	24.46	9.96	23.47	- 2.29	0.91	0.13	22.22	752.96	3.38	3.95	47.39	817.68	763.63	3.83	3.88	47.08	818.42	22.80	- 2.73	0.98	0.44	21.49	
LT-6a	Water supply	821	4.08	2.55	28.35	1.00	7.62	- 3.18	33.79	168.74	0.71	4.13	8.84	182.41	208.66	0.20	3.68	6.79	219.34	- 11.57	1.50	8.07	- 1.14	- 3.13	
LT-6b	Streetlights	1152	1.76	3.83	43.09	1.28	4.29	- 5.80	42.85	286.69	1.21	5.26	18.34	311.50	377.85	0.60	4.63	14.98	398.06	- 48.07	1.89	4.91	- 2.44	- 43.71	
LT-7	Temporary Supply (67 HP & Below)	3170	5.46	1.24	- 122.03	- 0.07	0.20	1.52	- 120.38	177.76	0.41	0.16	9.91	188.24	193.74	0.48	0.03	9.45	203.70	- 138.01	- 0.14	0.33	1.99	- 135.83	
LT - TOTAL		<b>179371</b>	<b>283.12</b>	<b>170.10</b>	<b>128.39</b>	<b>28.45</b>	<b>101.33</b>	<b>- 28.16</b>	<b>230.02</b>	<b>10996.01</b>	<b>50.66</b>	<b>55.46</b>	<b>626.36</b>	<b>11738.50</b>	<b>11159.05</b>	<b>40.76</b>	<b>60.59</b>	<b>612.97</b>	<b>11873.38</b>	<b>- 34.64</b>	<b>38.36</b>	<b>106.19</b>	<b>- 14.77</b>	<b>95.14</b>	
HT-1	Water Supply	10	1.54	5.01	11.37	1.38	- 0.03	2.95	15.68	303.98	1.53	1.82	19.98	327.32	280.91	1.41	1.39	17.64	301.35	34.43	1.51	0.41	5.30	41.85	
HT-2(a)	HT Industrial	33	5.65	5.15	4.35	- 1.66	- 0.10	0.79	3.37	443.42	1.86	1.54	27.14	473.77	444.25	1.25	1.48	26.72	473.70	3.52	- 1.25	- 0.03	1.21	3.44	
HT-2(b)	Commercial	20	3.41	3.16	5.94	0.36	0.77	0.18	7.25	298.28	1.06	2.77	20.24	322.34	300.76	0.89	1.38	19.92	322.97	3.45	0.52	2.15	0.50	6.63	
HT-2 (c)	Hospitals	6	0.57	0.77	0.56	0.13	0.01	0.10	0.80	67.28	0.24	0.32	4.36	72.20	63.24	0.18	0.20	3.90	67.51	4.61	0.19	0.14	0.55	5.49	
HT-3(a)	Lift Irrigation	-	-	-	-	-	-	-	-	-	-	-	-	-	-	-	-	-	-	-	-	-	-	-	
HT-3(b)	Govt. & Pvt. Horticulture	-	-	-	-	-	-	-	-	-	-	-	-	-	-	-	-	-	-	-	-	-	-	-	
HT-4	Residential Apartments	3	0.84	0.20	- 3.52	0.08	0.01	1.34	- 2.08	13.19	0.05	0.03	0.78	14.04	12.94	0.04	0.02	0.59	13.59	- 3.27	0.09	0.02	1.54	- 1.63	
HT-5	Temporary Supply (67 HP & Above)	-	-	-	-	-	-	-	-	-	-	-	-	-	-	-	-	-	-	-	-	-	-	-	
HT - TOTAL		<b>72</b>	<b>12.01</b>	<b>14.29</b>	<b>16.69</b>	<b>0.29</b>	<b>0.56</b>	<b>5.37</b>	<b>25.01</b>	<b>1126.15</b>	<b>4.54</b>	<b>6.43</b>	<b>72.49</b>	<b>1209.67</b>	<b>1102.11</b>	<b>3.77</b>	<b>4.47</b>	<b>68.85</b>	<b>1178.20</b>	<b>42.74</b>	<b>1.06</b>	<b>2.68</b>	<b>9.01</b>	<b>- 0.08</b>	
TOTAL (LT + HT)		<b>179443</b>	<b>295.13</b>	<b>184.39</b>	<b>147.09</b>	<b>28.75</b>	<b>101.99</b>	<b>- 22.79</b>	<b>255.03</b>	<b>12122.17</b>	<b>55.20</b>	<b>71.94</b>	<b>698.86</b>	<b>12948.17</b>	<b>12261.16</b>	<b>44.53</b>	<b>65.06</b>	<b>681.82</b>	<b>13052.58</b>	<b>8.09</b>	<b>39.42</b>	<b>108.87</b>	<b>- 5.76</b>	<b>150.62</b>	
Misc Receipts/Trading		-	-	-	-	-	-	-	-	76.36	-	-	-	76.36	76.36	-	-	-	76.36	-	-	-	-	-	
GRAND TOTAL		<b>179443</b>	<b>295.13</b>	<b>184.39</b>	<b>147.09</b>	<b>28.75</b>	<b>101.99</b>	<b>- 22.79</b>	<b>255.03</b>	<b>12198.53</b>	<b>55.20</b>	<b>71.94</b>	<b>698.86</b>	<b>13024.53</b>	<b>12337.53</b>	<b>44.53</b>	<b>65.06</b>	<b>681.82</b>	<b>13128.94</b>	<b>8.09</b>	<b>39.42</b>	<b>108.87</b>	<b>- 5.76</b>	<b>150.62</b>	
Check Difference		-	-	-	-	-	-	-	-	-	-	-	-	-	-	-	-	-	-	-	-	-	-	-	



  
**Executive Engineer (E)**  
**RA Section**  
**Corporate Office, Hesco**  
**Nayagar, Hubballi - 580 025**

**HUBLI ELECTRICITY SUPPLY COMPANY LIMITED**  
Statement Showing Division Wise Detail DCB for MF-19.

T/MT	Description	Total No. of Inhabitants	Connected Load (MVA) (1000)	Consumption in MVA	OPENING BALANCE				DEMAND				COLLECTION				CLOSING BALANCE									
					Revenue	FAC	Interest	Tax	Total	14	15	16	17	18	19	20	21	22	23	24	25	26				
<b>430 Belgaum Division Urban</b>																										
LT-1	Up to 40 Units	-	-	-	-	-	-	-	-	-	-	-	-	-	-	-	-	-	-	-						
LT-1	LT-1 Above 40 Units	-	-	-	-	-	-	-	-	-	-	-	-	-	-	-	-	-	-	-						
LT-2	LT-2	-	-	-	-	-	-	-	-	-	-	-	-	-	-	-	-	-	-	-						
LT-3	LT-3	-	-	-	-	-	-	-	-	-	-	-	-	-	-	-	-	-	-	-						
LT-4(a)	LT-4(a)	-	-	-	-	-	-	-	-	-	-	-	-	-	-	-	-	-	-	-						
LT-4(b)	LT-4(b)	-	-	-	-	-	-	-	-	-	-	-	-	-	-	-	-	-	-	-						
LT-4(c)	LT-4(c)	-	-	-	-	-	-	-	-	-	-	-	-	-	-	-	-	-	-	-						
LT-5	LT-5	-	-	-	-	-	-	-	-	-	-	-	-	-	-	-	-	-	-	-						
LT-6	LT-6	-	-	-	-	-	-	-	-	-	-	-	-	-	-	-	-	-	-	-						
LT-6a	LT-6a	-	-	-	-	-	-	-	-	-	-	-	-	-	-	-	-	-	-	-						
LT-6b	LT-6b	-	-	-	-	-	-	-	-	-	-	-	-	-	-	-	-	-	-	-						
LT-7	LT-7	-	-	-	-	-	-	-	-	-	-	-	-	-	-	-	-	-	-	-						
LT-TOTAL	LT-TOTAL	200651	513.05	282.73	153.38	24.14	110.36	162.60	62.60	461.06	4.02	52.54	106.68	1235.71	2241.73	20819.23	105.62	186.19	1392.28	25403.33	325.65	2.35	31.45	56.02	429.47	
MT-1	MT-1	3	0.48	0.85	3.71	0.08	0.06	0.17	0.06	4.02	4.02	52.54	106.68	1235.71	2241.73	20819.23	105.62	186.19	1392.28	25403.33	325.65	2.35	31.45	56.02	429.47	
MT-2(a)	MT-2(a)	137	62.33	177.92	84.86	0.00	-318.27	0.03	0.03	-233.37	-233.37	9937.99	39.79	12.95	904.38	10895.11	9890.99	39.66	11.61	903.40	10835.66	2.26	0.17	0.88	1.47	4.77
MT-2(b)	MT-2(b)	119	77.87	23.72	-40.16	0.12	0.05	0.89	0.89	-39.11	-39.11	2179.94	7.27	5.58	141.47	2334.26	2142.70	7.39	5.78	142.92	2298.79	141.87	0.13	-316.93	1.01	-173.92
MT-2(c)	MT-2(c)	38	9.00	23.11	-2.01	0.06	0.00	0.13	0.13	-1.82	-1.82	1328.02	4.45	1.45	128.56	1460.48	1332.25	4.49	1.41	128.57	1467.73	-2.93	-0.00	-0.15	-0.56	-3.64
MT-3(a)	MT-3(a)	-	-	-	-	-	-	-	-	-	-	-	-	-	-	-	-	-	-	-	-	-	-	-	-	-
MT-3(b)	MT-3(b)	-	-	-	-	-	-	-	-	-	-	-	-	-	-	-	-	-	-	-	-	-	-	-	-	-
MT-4	MT-4	-	-	-	-	-	-	-	-	-	-	-	-	-	-	-	-	-	-	-	-	-	-	-	-	-
MT-5	MT-5	-	-	-	-	-	-	-	-	-	-	-	-	-	-	-	-	-	-	-	-	-	-	-	-	-
MT-TOTAL	MT-TOTAL	7	1.09	3.21	-0.57	0.05	0.10	-0.02	-0.02	-0.44	-0.44	223.86	0.97	0.08	16.76	241.67	223.35	1.02	0.19	19.93	244.48	-0.06	-	-	-	-
HT-1	HT-1	4	0.27	0.32	-3.79	0.00	0.01	0.04	0.04	-3.74	-3.74	37.08	0.09	0.00	2.52	39.70	39.33	0.09	0.01	-0.65	38.78	-6.05	0.01	-	-	-
HT-TOTAL	HT-TOTAL	308	151.64	229.14	42.04	0.30	-318.05	1.24	1.24	-274.47	-274.47	13751.43	52.82	22.06	1197.00	13029.31	13873.92	52.81	20.17	1196.17	14942.70	125.85	0.31	-318.16	2.08	-167.94
HT-2(a)	HT-2(a)	200959	744.09	511.85	205.42	24.45	207.09	153.84	153.84	166.61	166.61	34742.93	136.65	128.74	2492.70	37501.03	34492.26	158.43	206.38	2588.46	37446.11	655.49	2.67	-264.71	68.09	-241.53
HT-2(b)	HT-2(b)	200659	744.09	511.85	205.42	24.45	207.09	153.84	153.84	166.61	166.61	34742.93	136.65	128.74	2492.70	37501.03	34492.26	158.43	206.38	2588.46	37446.11	655.49	2.67	-264.71	68.09	-241.53
HT-TOTAL	HT-TOTAL	401518	1488.18	1023.70	410.84	48.90	414.18	307.68	307.68	333.22	333.22	69485.86	273.30	257.48	4984.90	75002.06	68934.52	316.86	412.76	5176.62	74892.21	1311.04	5.34	-583.87	136.17	-489.47
GRAND TOTAL	GRAND TOTAL	608569	1501.64	1026.94	452.72	73.35	528.66	361.32	361.32	399.83	399.83	84228.79	373.65	376.22	6481.60	112503.14	103226.74	474.29	609.95	7174.90	122338.32	2366.54	7.99	-882.03	194.25	-657.41
Check Difference	Check Difference	-	-	-	-	-	-	-	-	-	-	-	-	-	-	-	-	-	-	-	-	-	-	-	-	-



*[Signature]*  
**Executive Engineer (E)**  
RA Section  
Corporate Office, Hasoom  
Navanagar, Hubballi - 580 025



**HUBLI ELECTRICITY SUPPLY COMPANY LIMITED**  
Statement Showing Division Wise Detail DCB for MF-19.

(Rs in lakhs)

Tarrif	Description	Total No of Installs.	CONNECTED LOAD (MVA) (T=1000)	CONSUMPTION IN MUS	OPENING BALANCE					DEMAND					COLLECTION					CLOSING BALANCE						
					Revenue	FAC	Interest	Tax	Total	Revenue	FAC	Interest	Tax	Total	Revenue	FAC	Interest	Tax	Total	Revenue	FAC	Interest	Tax	Total		
1	2	3	4	5	6	7	8	9	10	11	12	13	14	15	16	17	18	19	20	21	22	23	24	25	26	
<b>432 Bailhongal Division</b>																										
LT-1 Up to 40 Units	B/K/J	46329	2.48	10.69	-	-	-	-	-	-	-	-	-	725.91	3.10	-	-	729.02	725.91	3.10	-	-	-	-	-	-
LT-1 Above 40 Units	B/K/J	1953	0.10	2.08	226.30	-4.51	13.37	6.18	241.33	92.95	0.62	23.87	6.17	123.61	-	-	-	729.02	725.91	3.10	-	-	-	-	-	-
LT-1	B/K/J Total	48282	2.58	12.77	226.30	-4.51	13.37	6.18	241.33	92.95	0.62	23.87	6.17	123.61	-	-	-	729.02	725.91	3.10	-	-	-	-	-	-
LT-2	Lighting & ADH	104757	77.38	40.20	148.44	12.83	10.07	9.19	180.52	818.87	3.72	23.87	6.17	852.63	846.82	4.82	27.35	7.14	886.13	198.34	-5.61	9.88	5.22	207.83	-	
LT-3	Coml. Lighting	11609	20.16	14.54	8.16	2.99	1.48	5.42	18.05	2260.79	11.80	22.49	131.17	2426.25	2295.07	13.26	22.90	126.72	2457.96	114.16	-5.61	9.88	5.22	207.83	-	
LT-4(a)	IP Sets (10 HP & Below)	42363	229.66	401.41	2847.85	-	4225.70	-	7073.55	1376.46	4.40	4.72	94.64	1480.22	1385.15	5.87	4.69	88.97	1484.68	-0.53	1.52	1.51	13.63	148.82	-	
LT-4(b)	IP Sets (Above 10 HP)	16	0.07	0.01	11.10	0.03	2.99	0.39	14.51	25000.45	126.00	0.00	-	25126.45	25054.12	126.00	0.99	-	25181.11	2794.18	-	4224.71	-	7018.89	-	
LT-4(c)	IP Sets P&C Horticulture	4	0.01	0.01	-0.17	0.00	0.01	0.00	-0.15	0.34	0.00	0.00	0.03	0.81	0.59	0.01	0.03	0.67	11.22	0.02	3.02	-	-	-	-	
T-5	LT Industrial	3761	28.75	7.67	20.80	1.39	0.84	1.36	24.38	561.27	2.39	2.66	33.69	620.02	586.95	3.08	2.80	33.31	626.14	-0.10	0.00	-	0.00	-0.09	-	
T-6a	Water supply	2292	12.63	18.28	3754.39	13.85	513.96	15.69	4297.89	1126.50	5.67	290.51	84.43	1487.11	586.95	3.08	2.80	33.31	626.14	15.13	0.70	0.70	1.74	18.27	-	
T-6b	Streetlights	1036	2.67	4.10	450.60	-0.16	57.63	1.09	509.16	316.53	1.23	45.31	19.14	382.21	3642.81	9.30	720.39	55.36	4427.87	1238.08	10.22	84.07	24.77	1357.13	-	
LT-7	Temporary Supply (57 HP & Below)	902	1.34	0.66	-31.98	0.17	-0.03	1.25	-30.60	161.85	0.20	1.51	5.80	169.36	161.51	0.61	1.58	5.05	168.74	-31.65	-0.25	-0.08	2.00	-29.98	-	
<b>T - TOTAL</b>		<b>215022</b>	<b>375.25</b>	<b>499.65</b>	<b>7435.49</b>	<b>26.58</b>	<b>4828.02</b>	<b>40.57</b>	<b>12328.66</b>	<b>31643.76</b>	<b>155.43</b>	<b>391.14</b>	<b>355.09</b>	<b>32545.41</b>	<b>34691.03</b>	<b>164.81</b>	<b>866.53</b>	<b>331.65</b>	<b>36054.02</b>	<b>4388.22</b>	<b>17.19</b>	<b>4350.63</b>	<b>64.01</b>	<b>8820.05</b>	<b>-</b>	
IT-1	Water Supply	29	8.06	31.86	1292.25	1.48	415.66	7.49	1716.88	1778.40	9.74	195.88	127.86	2111.88	2550.81	10.13	596.94	124.44	3282.32	519.84	1.09	14.60	10.91	546.44	-	
IT-2(a)	HT Industrial	53	104.81	20.79	391.75	0.55	2.47	1.72	396.48	1479.08	6.32	7.72	91.17	1584.29	1551.87	6.81	9.06	91.99	1659.73	318.96	0.06	1.13	0.80	321.04	-	
IT-2(b)	Commercial	7	0.53	0.69	1.32	0.00	-	-	1.32	66.70	0.20	0.18	4.59	71.67	66.03	0.20	0.18	4.59	71.00	1.99	0.00	-	-	1.99	-	
IT-2 (c)	Hospitals	9	0.98	1.07	4.80	-0.00	-	-	4.80	88.28	0.32	0.86	5.92	95.38	93.36	0.33	0.86	5.95	100.50	-0.28	-0.01	-	-0.03	-0.32	-	
IT-3(a)	Lift Irrigation	16	15.14	7.66	28.32	0.13	0.13	0.14	28.72	332.26	3.55	4.85	16.24	356.90	353.05	3.66	4.84	16.22	377.77	7.52	0.03	0.14	0.16	7.85	-	
IT-3(b)	Govt. & Pvt. Horticulture	-	-	-	-	-	-	-	-	-	-	-	-	-	-	-	-	-	-	-	-	-	-	-	-	
IT-4	Residential Apartments	-	-	-	-	-	-	-	-	-	-	-	-	-	-	-	-	-	-	-	-	-	-	-	-	
IT-5	Temporary Supply (57 HP & Above)	1	0.11	0.11	-	-	-	-	-	13.24	0.05	0.00	0.98	14.27	15.72	0.05	0.00	0.98	16.75	-2.48	-0.00	-	-	-2.48	-	
<b>IT - TOTAL</b>		<b>115</b>	<b>129.64</b>	<b>82.18</b>	<b>1718.44</b>	<b>2.16</b>	<b>418.25</b>	<b>9.35</b>	<b>2148.20</b>	<b>3757.95</b>	<b>20.18</b>	<b>209.50</b>	<b>246.76</b>	<b>4234.40</b>	<b>4630.84</b>	<b>21.17</b>	<b>611.83</b>	<b>244.18</b>	<b>5508.08</b>	<b>845.85</b>	<b>1.17</b>	<b>15.86</b>	<b>11.94</b>	<b>874.53</b>	<b>-</b>	
<b>OTAL (LT + IT)</b>		<b>215137</b>	<b>504.89</b>	<b>561.83</b>	<b>9153.92</b>	<b>28.74</b>	<b>5244.27</b>	<b>49.92</b>	<b>14476.86</b>	<b>35401.72</b>	<b>175.61</b>	<b>600.64</b>	<b>601.85</b>	<b>36779.82</b>	<b>39321.87</b>	<b>185.98</b>	<b>1478.42</b>	<b>575.82</b>	<b>41582.09</b>	<b>5233.77</b>	<b>18.36</b>	<b>4366.49</b>	<b>75.95</b>	<b>9694.58</b>	<b>-</b>	
Iscc Receipts/Trading		-	-	-	-	-	-	-	-	157.20	-	-	-	157.20	-	-	-	-	157.20	-	-	-	-	-	-	
<b>RAND TOTAL</b>		<b>215137</b>	<b>504.89</b>	<b>561.83</b>	<b>9153.92</b>	<b>28.74</b>	<b>5244.27</b>	<b>49.92</b>	<b>14476.86</b>	<b>35558.91</b>	<b>175.61</b>	<b>600.64</b>	<b>601.85</b>	<b>36937.02</b>	<b>39479.06</b>	<b>185.98</b>	<b>1478.42</b>	<b>575.82</b>	<b>41719.29</b>	<b>5233.77</b>	<b>18.36</b>	<b>4366.49</b>	<b>75.95</b>	<b>9694.58</b>	<b>-</b>	
Check Difference		-	-	-	-	-	-	-	-	-	-	-	-	-	-	-	-	-	-	-	-	-	-	-	-	



  
**Executive Engineer (E)**  
**RA Section**  
**Corporate Office, Hesco**  
**Navanagar, Hubballi - 580 025**

300



**HUBLI ELECTRICITY SUPPLY COMPANY LIMITED**  
Statement Showing Division Wise Detail DCB for MF-19.


1	2	3	OPENING BALANCE					DEMAND					COLLECTION					CLOSING BALANCE																														
			Revenue	FAC	Interest	Tax	Total	Revenue	FAC	Interest	Tax	Total	Revenue	FAC	Interest	Tax	Total	Revenue	FAC	Interest	Tax	Total																										
4	5	6	7	8	9	10	11	12	13	14	15	16	17	18	19	20	21	22	23	24	25	26																										
<b>490</b>																						<b>Ramadurag</b>																										
LT-1 Up to 400V	15446	0.73	4.63	-	-	-	327.67	-	-	-	328.35	-	-	-	328.35	-	-	-	-	-	-	-																										
LT-1 Above 40	770	0.03	1.00	-1.84	10.46	45.89	27.28	1.14	13.53	1.84	43.78	29.97	1.50	2.78	1.84	36.10	33.40	-2.21	21.20	-	-	-																										
LT-1	18216	0.77	5.63	-1.84	10.46	45.89	354.94	1.82	13.53	1.84	372.13	357.64	2.19	2.78	1.84	364.45	33.40	-2.21	21.20	-	-	-																										
LT-2	36466	22.88	13.08	7.00	15.40	85.08	714.65	3.95	9.67	42.17	770.43	729.22	2.27	8.26	35.86	775.61	37.58	8.68	16.80	-	-	-																										
LT-3	4166	6.56	4.50	1.34	0.26	7.24	423.75	1.42	3.44	29.94	458.56	421.25	8.49	2.63	27.01	459.38	5.86	-5.72	1.07	-	-	-																										
LT-4(a)	16409	102.92	278.84	1524.90	2215.44	3740.33	17353.73	82.93	-	-	17436.36	17395.44	82.63	0.01	-	17478.07	1483.19	-	2215.43	-	-	-																										
LT-4(b)	6	0.13	0.11	8.24	5.72	15.03	4.46	0.03	1.15	0.28	5.92	0.34	-	0.01	-	0.35	12.36	0.15	6.87	-	-	-																										
LT-4(c)	-	-	-	-	-	-	-	-	-	-	-	-	-	-	-	-	-	-	-	-	-	-																										
LT-5	2791	15.54	4.16	7.25	7.27	18.50	286.80	1.24	1.76	17.43	307.23	302.54	1.11	1.01	15.91	320.58	-8.48	1.45	8.02	-	-	-																										
LT-6a	675	4.53	6.89	1030.70	175.15	1225.03	450.45	3.27	106.63	23.53	583.86	924.13	3.77	356.62	18.63	1303.15	557.03	2.88	-74.84	-	-	-																										
LT-6b	293	1.18	1.45	152.32	50.25	220.83	103.20	1.64	16.52	7.64	128.99	151.62	0.12	167.40	4.25	323.39	103.89	2.09	-100.63	-	-	-																										
LT-7	140	0.23	0.16	5.41	0.37	6.62	32.71	0.05	0.29	1.32	34.37	31.33	0.04	0.17	1.15	32.70	6.79	0.15	0.48	-	-	-																										
LT-TOTAL	77164	154.73	314.87	2830.43	2460.30	5364.86	19724.69	95.04	152.99	124.15	20097.86	20313.51	100.62	538.89	304.65	21057.68	2231.61	7.47	2054.40	-	-	-																										
HT-1	3	0.32	0.21	14.03	0.99	15.50	28.87	0.28	1.60	2.42	33.16	12.88	-	1.70	0.45	15.04	30.02	0.40	0.88	-	-	-																										
HT-2(a)	8	3.39	3.03	15.88	0.10	17.00	276.25	0.88	1.12	16.78	295.13	286.47	1.23	1.22	17.55	306.47	5.85	-	-	-	-	-																										
HT-2(b)	-	-	-	-	-	-	-	-	-	-	-	-	-	-	-	-	-	-	-	-	-	-																										
HT-2(c)	4	0.27	0.20	0.78	0.00	0.84	21.03	0.08	0.25	1.09	22.45	16.61	0.07	0.20	0.93	17.82	5.20	0.02	0.06	-	-	-																										
HT-3(a)	2	0.83	-	10.13	0.98	11.49	47.00	-	9.90	-	56.90	12.64	0.40	3.13	-	18.17	44.50	-	7.75	-0.02	-	-																										
HT-3(b)	-	-	-	-	-	-	-	-	-	-	-	-	-	-	-	-	-	-	-	-	-	-																										
HT-4	-	-	-	-	-	-	-	-	-	-	-	-	-	-	-	-	-	-	-	-	-	-																										
HT-5	-	-	-	-	-	-	-	-	-	-	-	-	-	-	-	-	-	-	-	-	-	-																										
HT-TOTAL	17	4.81	3.45	27.64	2.08	31.63	373.14	1.34	12.87	20.30	407.84	328.60	1.71	8.26	18.93	355.50	72.18	0.42	8.68	-	-	-																										
TOTAL (LT + HT)	77181	159.54	318.32	2848.06	2482.38	5396.30	20097.83	97.37	165.86	144.44	20505.50	20642.11	102.33	545.15	323.58	21413.18	2303.79	7.90	2103.09	-	-	-																										
Misc Receipts/Trading	-	-	-	-1.45	-	-1.45	26.94	-	-	-	26.94	25.50	-	-	-	25.50	-	-	-	-	-	-																										
GRAND TOTAL	77181	159.54	318.32	2846.61	2482.38	5394.85	20124.78	97.37	165.86	144.44	20532.45	20667.60	102.33	545.15	323.58	21438.68	2303.79	7.90	2103.09	-	-	-																										
Check Difference	-	-	-	-	-	-	-	-	-	-	-	-	-	-	-	-	-	-	-	-	-	-																										



  
**Executive Engineer (B)**  
**RA Section**  
**Corporate Office, Hesco**  
**Hubballi - 580 025**

**HUBLI ELECTRICITY SUPPLY COMPANY LIMITED**  
Statement Showing Division Wise Detail DCB for MF-19.


Tarrif	Description	Total No. of Inhabit.	CONNECTED LOAD (MW) (1000)	CONSUMPTION IN MUs	OPENING BALANCE					DEMAND					COLLECTION					CLOSING BALANCE						
					Revenue	FAC	Interest	Tax	Total	Revenue	FAC	Interest	Tax	Total	Revenue	FAC	Interest	Tax	Total	Revenue	FAC	Interest	Tax	Total		
1	2	3	4	5	6	7	8	9	10	11	12	13	14	15	16	17	18	19	20	21	22	23	24	25	26	
<b>433 Ghataprabha Division</b>																										
LT-1 up to 40 lines	LT-1 Above 40 lines	30498	1.78	5.95	-	-	-	-	-	-	-	-	-	-	-	-	-	-	-	-	-	-	-	-	-	
LT-1	LT-1	1516	0.31	1.66	0.65	5.26	47.59	76.09	1.57	7.90	5.15	93.80	93.80	1.69	8.75	5.33	109.57	13.66	0.53	5.33	109.57	13.66	0.53	5.33	109.57	
LT-2	LT-2	88613	70.41	38.94	0.65	20.09	85.96	2223.26	6.63	18.49	131.78	2380.15	2271.53	5.96	6.87	118.06	2402.42	2.44	14.13	13.31	2402.42	2.44	14.13	13.31	2402.42	
LT-3	LT-3	11751	19.28	14.05	3.02	8.26	9.32	1314.42	2.45	17.98	90.09	1424.95	1341.83	2.35	3.72	81.90	1429.90	-25.12	3.72	9.30	1429.90	-25.12	3.72	9.30	1429.90	
LT-4(a)	LT-4(a)	57313	317.46	488.80	19.49	4330.42	9428.41	30469.25	143.22	4.11	-	30616.58	30504.03	143.22	4.12	-	30688.87	4043.72	19.49	4292.91	30688.87	4043.72	19.49	4292.91	30688.87	
LT-4(b)	LT-4(b)	21	0.59	0.26	0.20	0.40	16.60	10.76	0.05	1.90	0.66	13.38	13.38	0.00	0.12	-	13.38	25.10	0.25	3.44	13.38	25.10	0.25	3.44	13.38	
LT-4(c)	LT-4(c)	10	0.08	0.02	0.00	0.09	1.38	0.88	0.00	0.04	0.05	0.96	0.96	0.00	0.01	0.02	0.48	1.28	0.00	0.47	0.48	1.28	0.00	0.47	0.48	
LT-5	LT-5	3901	35.21	10.60	2.85	1.76	7.70	789.82	2.49	6.85	47.63	846.79	814.82	2.69	3.19	45.31	866.01	1035.07	2.79	33.17	23.34	1035.07	23.34	2.65	5.41	866.01
LT-6a	LT-6a	1590	7.09	9.22	0.41	117.13	10.25	512.59	2.93	41.64	30.02	632.59	632.59	2.79	3.17	23.34	1094.36	-85.27	0.56	125.60	1094.36	-85.27	0.56	125.60	1094.36	
LT-6b	LT-6b	622	2.28	3.64	0.73	22.47	10.09	49.86	0.63	7.79	17.58	292.65	306.32	0.65	6.13	12.51	325.61	-23.09	0.71	24.12	325.61	-23.09	0.71	24.12	325.61	
LT-7	LT-7	3847	11.83	0.63	-0.01	0.23	4.54	-48.07	0.12	0.54	6.38	162.40	149.34	0.27	0.25	2.77	152.03	-45.82	-0.15	0.52	152.03	-45.82	-0.15	0.52	152.03	
LT-TOTAL	LT-TOTAL	199772	466.30	573.98	41.41	4481.11	9111.35	38273.93	160.37	107.24	331.35	36673.50	34928.75	160.50	103.83	289.23	37482.31	3871.08	41.88	4484.52	37482.31	3871.08	41.88	4484.52	37482.31	
HT-1	HT-1	12	4.06	20.13	20.05	11.19	23.40	1088.01	7.75	54.92	75.12	1225.80	941.36	0.27	54.69	77.47	1073.78	337.22	28.33	11.43	1073.78	337.22	28.33	11.43	1073.78	
HT-2(a)	HT-2(a)	58	50.95	74.42	11.55	10.87	344.97	3347.15	8.90	48.51	270.24	3674.81	3422.19	10.06	8.58	184.89	3825.72	185.20	10.48	50.90	3825.72	185.20	10.48	50.90	3825.72	
HT-2(b)	HT-2(b)	5	0.29	0.60	0.54	0.22	1.38	57.07	-	0.12	3.99	61.19	57.19	-	0.07	2.42	59.68	-1.98	0.54	0.27	59.68	-1.98	0.54	0.27	59.68	
HT-2(c)	HT-2(c)	17	0.81	2.25	0.68	0.78	1.85	186.27	0.55	0.96	12.12	199.92	184.18	0.50	0.81	10.76	196.25	0.35	0.73	0.94	196.25	0.35	0.73	0.94	196.25	
HT-3(a)	HT-3(a)	10	20.27	37.61	0.42	2.69	1.94	133.05	21.38	40.37	76.91	1332.39	1042.76	20.21	41.73	77.05	1181.76	275.66	1.59	1.63	1181.76	275.66	1.59	1.63	1181.76	
HT-3(b)	HT-3(b)	-	-	-	-	-	-	-	-	-	-	-	-	-	-	-	-	-	-	-	-	-	-	-	-	
HT-4	HT-4	2	0.21	0.16	0.05	0.23	0.40	6.09	0.06	0.48	0.81	14.46	16.14	0.10	0.70	1.13	18.08	2.38	0.01	0.01	18.08	2.38	0.01	0.01	18.08	
HT-5	HT-5	6	-	0.12	-	-0.00	-1.25	14.15	-	4.27	0.47	132.22	142.89	-	4.27	-0.79	146.37	-	-	-	146.37	-	-	-	-	
HT-TOTAL	HT-TOTAL	110	76.60	132.23	34.19	26.38	89.82	746.10	38.84	149.85	442.86	6640.77	5806.71	31.14	110.85	352.93	5301.83	738.82	41.89	65.16	5301.83	738.82	41.89	65.16	5301.83	
TOTAL (LT + HT)	TOTAL (LT + HT)	198982	542.91	708.97	75.60	4507.49	15217.5	42283.76	199.61	256.89	774.01	43514.27	42735.47	191.64	214.68	642.16	43783.85	4650.90	83.57	648.70	43783.85	4650.90	83.57	648.70	43783.85	
Misc. Income/Trading	Misc. Income/Trading	-	-	-	-	-	-	-	-	-	-	-	-	-	-	-	-	-	-	-	-	-	-	-	-	
GRAND TOTAL	GRAND TOTAL	199882	542.91	708.97	75.60	4507.49	15217.5	42283.76	199.61	256.89	774.01	43747.78	42988.98	191.64	214.68	642.16	44017.46	4670.23	83.57	654.87	44017.46	4670.23	83.57	654.87	44017.46	
Check Difference	Check Difference	-	-	-	-	-	-	-	-	-	-	-	-	-	-	-	-	-	-	-	-	-	-	-	-	



  
**Executive Engineer (E)**  
**RA Section**  
 Corporate Office, HESCOM  
 Hanumanagar, Hubballi - 580 025

HUBLI ELECTRICITY SUPPLY COMPANY LIMITED  
Statement Showing Division Wise Detail DCB for MF-19.

TAM	Description	Total No. of Inlets	CONNECTED LOAD (MVA) (+1000)	CONSUMPTION IN MUs	OPENING BALANCE					DEMAND					COLLECTION					CLOSING BALANCE						
					Revenue	FAC	Interest	Tax	Total	Revenue	FAC	Interest	Tax	Total	Revenue	FAC	Interest	Tax	Total	Revenue	FAC	Interest	Tax	Total		
1	2	3	4	5	6	7	8	9	10	11	12	13	14	15	16	17	18	19	20	21	22	23	24	25	26	
<b>434 Chikkodi Division</b>																										
LT-1 Up to LT-1 Above 40 Units		38107	0.94	9.87	-	-	-	-	-	646.92	2.99	-	-	646.92	2.99	-	-	646.92	-	-	-	-	-	-	-	26
LT-1		3892	1.14	3.46	7.59	0.31	12.80	159.63	1.09	10.74	11.40	10.74	12.80	159.63	11.40	10.74	102.86	163.27	-2.92	14.19	10.07	189.61	-	-	-	-
LT-2		41799	2.08	13.33	7.59	0.31	12.80	806.55	4.08	10.74	11.40	10.74	12.80	806.55	11.40	10.74	832.78	815.19	0.07	14.19	10.07	839.53	-	-	-	-
LT-3		107825	97.45	51.71	24.25	9.34	126.55	2044.06	14.59	174.82	22.51	174.82	126.55	2044.06	22.51	174.82	3155.98	2952.73	25.05	27.17	160.56	3171.51	-	-	-	-
LT-4(a)		12780	20.80	15.47	-16.85	4.46	-3.49	1451.58	4.57	99.66	5.89	99.66	-3.49	1451.58	5.89	99.66	1561.69	1447.98	4.30	5.01	101.69	1558.98	-	-	-	-
LT-4(b)		54489	312.75	389.08	4892.81	-	811.56	24202.43	124.71	-	-	24327.15	24202.39	124.71	56.77	-	24391.87	10.75	2.02	-15.98	17.60	111.02	-	-	-	-
LT-4(c)		35	0.98	0.42	6.37	174.06	-	17.72	0.14	12.62	0.94	12.62	174.06	17.72	0.94	31.41	1.05	-	-	-	4934.04	-	-	-	-	
LT-5		6603	50.42	29.33	-36.27	-67.17	68.17	2008.11	8.55	139.35	10.35	139.35	68.17	2008.11	10.35	139.35	2129.03	14.64	-	-26.92	69.64	2186.39	-	-	-	-
LT-6		2120	11.24	14.52	1689.67	-1.15	2351.27	837.10	4.33	166.60	53.36	166.60	2351.27	837.10	53.36	1161.37	2393.26	6.27	55.144	77.98	3028.95	-	-	-	-	
LT-7		859	2.69	3.85	188.42	9.04	243.62	308.40	1.24	18.75	19.05	18.75	243.62	308.40	19.05	347.44	496.78	3.17	70.05	21.41	591.42	-	-	-	-	
LT-7		1108	3.65	0.79	-69.83	0.89	-68.01	212.30	0.26	2.86	10.55	10.55	-68.01	212.30	10.55	225.97	221.22	0.26	3.78	11.40	286.66	-	-	-	-	
LT-TOTAL		227476	502.06	516.60	5683.65	3.00	11022.56	32866.24	162.47	250.97	506.45	506.45	11022.56	32866.24	506.45	31608.15	14655.64	178.47	703.51	454.77	36006.39	-	-	-	-	
HT-1		20	3.04	8.29	356.23	3.94	399.66	485.04	2.59	59.96	32.25	59.96	399.66	485.04	32.25	579.85	747.13	1.27	55.07	40.08	843.56	-	-	-	-	
HT-2(a)		53	19.61	22.03	46.71	3.87	53.23	1872.74	6.65	113.66	6.27	113.66	53.23	1872.74	6.27	1999.32	1885.42	5.90	-7.29	96.62	1902.65	-	-	-	-	
HT-2(b)		2	0.13	0.49	1.33	0.04	0.03	44.47	0.14	0.18	3.22	3.22	0.03	44.47	0.18	48.02	41.98	0.11	-0.42	2.21	43.86	-	-	-	-	
HT-2(c)		14	1.02	1.50	11.58	0.02	3.49	131.35	0.47	1.85	8.71	8.71	3.49	131.35	1.85	142.38	131.11	0.43	-2.00	5.61	135.15	-	-	-	-	
HT-3(a)		38	7.03	5.97	327.65	12.26	471.39	225.16	3.59	41.35	12.06	41.35	471.39	225.16	41.35	282.17	138.34	0.91	15.79	9.49	164.53	-	-	-	-	
HT-3(b)		-	-	-	-	-	-	-	-	-	-	-	-	-	-	-	-	-	-	-	-	-	-	-	-	
HT-4		-	-	-	-	-	-	-	-	-	-	-	-	-	-	-	-	-	-	-	-	-	-	-	-	
HT-5		3	-	2.21	86.83	0.71	97.79	191.75	0.36	0.64	10.76	10.76	97.79	191.75	0.64	203.51	190.86	0.36	0.59	10.48	192.42	-	-	-	-	
HT-TOTAL		130	30.84	40.48	832.35	20.84	1025.90	2500.51	13.80	110.26	60.66	110.26	1025.90	2500.51	110.26	3255.24	3124.97	8.38	61.74	166.51	3362.78	-	-	-	-	
TOTAL (LT + HT)		227606	532.89	559.09	6133.32	49.58	12048.16	35366.75	176.27	365.23	669.14	669.14	12048.16	35366.75	365.23	37063.39	17790.61	187.85	765.24	625.28	35368.58	-	-	-	-	
Mc-Receipts/Trading		-	-	-	-	-	-	-	-	206.71	-	-	206.71	-	-	206.71	206.71	-	-	-	206.71	-	-	-	-	
GRAND TOTAL		227606	532.89	559.09	6133.32	49.58	12048.16	35366.75	176.27	365.23	669.14	669.14	12048.16	35366.75	365.23	37063.39	17790.61	187.85	765.24	625.28	35368.58	-	-	-	-	
Check Difference		-	-	-	-	-	-	-	-	-	-	-	-	-	-	-	-	-	-	-	-	-	-	-	-	



Executive Engineer (E)  
RA SESHAN  
Corporate Office, Mysore  
Navanagar, Hubballi - 580 025

**Statement Showing Division Wise Detail DCB for MF-19.**

Tariff	Description	Total No of Install.	CONNECTED LOAD (MVA) ('1000)	CONSUMPTION In MUs	OPENING BALANCE					DEMAND					COLLECTION					CLOSING BALANCE					
					Revenue	FAC	Interest	Tax	Total	Revenue	FAC	Interest	Tax	Total	Revenue	FAC	Interest	Tax	Total	Revenue	FAC	Interest	Tax	Total	
					11	12	13	14	15	16	17	18	19	20	21	22	23	24	25	26					
<b>483</b>	<b>Athani Division</b>																								
LT-1 Up to 40 Units	B/KO	29255	1.26	8.10	-	-	-	-	-	529.79	0.97	-	-	530.76	529.79	1.00	-	-	530.76	0.00	-0.03	-	-	-0.03	
LT-1 Above 40 Units	B/KO	1815	1.16	2.22	16.05	0.46	5.87	1.20	23.59	92.89	2.04	5.24	6.30	106.47	102.72	1.85	4.46	6.59	115.62	6.22	0.65	6.66	0.91	14.44	
LT-1	B/KO Total	31070	2.42	10.32	16.05	0.46	5.87	1.20	23.59	622.68	3.01	5.24	6.30	637.23	632.51	2.84	4.46	6.59	646.40	6.22	0.63	6.66	0.91	14.42	
LT-2	Lighting & A&H	74566	65.13	31.04	16.94	10.54	21.96	13.83	63.28	1765.57	8.74	14.09	102.66	1891.05	1771.29	9.39	13.76	104.14	1898.58	11.22	9.88	22.29	12.35	55.75	
LT-3	Coml. Lighting	10204	16.66	11.53	23.27	1.58	-1.40	1.93	25.38	1076.70	3.39	3.75	74.36	1158.21	1089.56	3.82	3.63	74.03	1171.04	10.41	1.15	-1.28	2.28	12.54	
LT-4(a)	IP Sets (10 HP & Below)	73840	366.73	487.54	5325.70	3.28	6027.73	1.32	11358.02	30336.22	152.98	-	-	30489.20	30384.39	152.98	-	-	30537.37	5277.53	3.28	6027.73	1.32	11309.85	
LT-4(b)	IP Sets (Above 10 HP)	369	14.64	13.68	3672.55	18.28	2020.44	241.79	5953.06	555.10	3.81	474.45	35.67	1069.03	8.32	0.04	0.04	0.32	8.71	4219.33	22.05	2494.85	277.14	7013.38	
LT-4(c)	IP Sets Pvc. Horticulture	1	0.00	0.00	-	-	-	-	-	0.08	-	-	-	0.08	-	-	-	-	0.08	-	-	-	-	-	
LT-5	LT Industrial	5028	29.98	7.66	4.33	1.20	-1.84	2.79	6.49	579.22	2.17	1.99	33.87	617.25	575.93	3.16	1.90	33.71	614.70	7.62	0.22	-1.75	2.94	9.03	
LT-6a	Water supply	1681	7.56	7.54	378.64	0.91	88.06	0.42	468.03	528.79	2.42	32.80	25.86	589.87	1051.09	1.50	144.75	23.41	1220.75	-143.67	1.83	-23.69	2.88	-162.85	
LT-6b	Streetlights	490	1.39	2.18	181.31	0.37	30.21	16.05	227.95	230.99	0.70	10.10	10.96	252.75	438.01	0.47	36.42	9.19	484.10	-25.71	0.60	3.89	17.82	-3.40	
LT-7	Temporary Supply (57 HP & Below)	764	1.51	0.76	-20.14	-0.00	-0.13	0.44	-19.83	174.87	0.05	2.91	14.06	191.89	195.87	0.05	2.58	12.59	211.08	-41.14	-0.00	0.20	1.91	-39.03	
<b>LT - TOTAL</b>		<b>198013</b>	<b>506.02</b>	<b>572.25</b>	<b>8598.64</b>	<b>36.63</b>	<b>8190.91</b>	<b>279.78</b>	<b>18105.86</b>	<b>35870.22</b>	<b>177.27</b>	<b>645.33</b>	<b>303.73</b>	<b>36896.55</b>	<b>36147.05</b>	<b>174.25</b>	<b>207.53</b>	<b>263.88</b>	<b>36792.81</b>	<b>9321.82</b>	<b>39.65</b>	<b>8528.70</b>	<b>319.53</b>	<b>18209.70</b>	
HT-1	Water Supply	12	1.46	4.87	546.46	2.28	81.11	23.81	653.66	281.88	1.42	83.83	19.90	387.02	728.50	2.76	98.58	19.71	849.55	99.84	0.94	66.35	24.00	191.13	
HT-2(a)	HT Industrial	38	8.18	16.86	12.89	0.12	1.84	-3.61	11.24	1582.84	6.93	2.39	89.89	1682.05	1572.47	6.87	5.24	91.76	1676.33	23.26	0.18	-1.01	-5.48	16.95	
HT-2(b)	Commercial	4	0.51	0.21	-1.82	0.01	0.02	-0.01	-1.81	25.26	0.07	0.06	1.47	26.87	25.95	0.06	0.06	1.29	27.36	-2.51	0.02	0.02	0.17	-2.30	
HT-2 (c)	Hospitals	5	0.30	0.28	-1.90	0.03	0.32	0.35	-1.21	32.90	0.09	0.44	1.54	34.97	25.18	0.08	0.42	1.41	27.10	5.81	0.03	0.34	0.48	6.66	
HT-3(a)	LT Irrigation	97	45.66	63.82	214.15	0.55	34.43	72.02	321.15	1811.69	35.57	44.57	141.26	2033.09	1710.09	6.30	22.04	128.91	1867.34	315.76	29.81	56.97	84.37	486.91	
HT-3(b)	Govt. & Pvc Horticulture	-	-	-	-	-	-	-	-	-	-	-	-	-	-	-	-	-	-	-	-	-	-	-	
HT-4	Residential Apartments	-	-	-	-	-	-	-	-	-	-	-	-	-	-	-	-	-	-	-	-	-	-	-	
HT-5	Temporary Supply (57 HP & Above)	3	0.16	0.27	-9.03	-	5.24	3.78	-0.01	49.69	0.08	0.27	2.36	52.40	37.98	0.08	5.50	7.44	50.99	2.68	-	-	-	-	
<b>HT - TOTAL</b>		<b>159</b>	<b>56.28</b>	<b>86.30</b>	<b>760.75</b>	<b>2.99</b>	<b>122.96</b>	<b>96.34</b>	<b>983.04</b>	<b>3784.26</b>	<b>44.15</b>	<b>131.55</b>	<b>258.43</b>	<b>4216.35</b>	<b>4100.17</b>	<b>16.15</b>	<b>131.84</b>	<b>250.51</b>	<b>4498.67</b>	<b>444.83</b>	<b>30.89</b>	<b>122.67</b>	<b>102.26</b>	<b>700.76</b>	
<b>TOTAL (LT + HT)</b>		<b>198172</b>	<b>562.29</b>	<b>658.55</b>	<b>10359.40</b>	<b>39.61</b>	<b>8313.87</b>	<b>376.12</b>	<b>19089.00</b>	<b>39654.48</b>	<b>221.42</b>	<b>676.88</b>	<b>560.17</b>	<b>41112.95</b>	<b>40247.22</b>	<b>190.40</b>	<b>339.37</b>	<b>514.49</b>	<b>41291.49</b>	<b>9766.65</b>	<b>70.63</b>	<b>8651.38</b>	<b>421.79</b>	<b>18910.45</b>	
Misc Receipts/Trading		-	-	-	2.28	-	-	-	2.28	129.07	-	-	-	129.07	129.22	-	-	-	129.22	2.13	-	-	-	2.13	
<b>GRAND TOTAL</b>		<b>198172</b>	<b>562.29</b>	<b>658.55</b>	<b>10361.67</b>	<b>39.61</b>	<b>8313.87</b>	<b>376.12</b>	<b>19091.27</b>	<b>39783.55</b>	<b>221.42</b>	<b>676.88</b>	<b>560.17</b>	<b>41242.01</b>	<b>40376.44</b>	<b>190.40</b>	<b>339.37</b>	<b>514.49</b>	<b>41420.70</b>	<b>9768.78</b>	<b>70.63</b>	<b>8651.38</b>	<b>421.79</b>	<b>18912.58</b>	
Check Difference		-	-	-	-	-	-	-	-	-	-	-	-	-	-	-	-	-	-	-	-	-	-	-	



  
**Executive Engineer (E)**  
**RA Section**  
 Corporate Office, Mescom  
 Navanagar, Hubballi - 580 025

304

Public Electricity Supply Company Limited  
Statement Showing Division Wise Detail DCB for MF-19.

486	Raibag Division										Raibag Division															
	1	2	3	4	5	6	7	8	9	10	11	12	13	14	15	16	17	18	19	20	21	22	23	24	25	26
Tariff	Description	Total No of Inlets	CONNECTED LOAD (KW) (1000)	CONSUMPTION IN MUS	Revenue	FAC	Interest	Revenue	FAC	Interest	Revenue	FAC	Interest	Revenue	FAC	Interest	Revenue	FAC	Interest	Tax	Total	Revenue	FAC	Interest	Tax	Total
					</																					

**HUBLI ELECTRICITY SUPPLY COMPANY LIMITED**  
Statement Showing Division Wise Detail DCB for MF-19.

(Rs in lakhs)

Tariff	Description	Total No of Instals.	CONNECTED LOAD (kW) (T'1000)	CONSUMPTION in MU's	OPENING BALANCE					DEMAND					COLLECTION					CLOSING BALANCE						
					Revenue	FAC	Interest	Tax	Total	Revenue	FAC	Interest	Tax	Total	Revenue	FAC	Interest	Tax	Total	Revenue	FAC	Interest	Tax	Total		
1	2	3	4	5	6	7	8	9	10	11	12	13	14	15	16	17	18	19	20	21	22	23	24	25	26	
<b>436</b>	<b>Bagalkot Division</b>																									
LT-1 Up to 40Units	B/N/D	51864	2.55	18.44	-	-	-	-	-	-	-	-	-	1182.01	3.50	-	-	1185.51	1182.01	3.50	-	-	-	-	-	-
LT-1 Above 40 Units	B/N/D	1957	0.10	2.21	65.12	-9.73	23.89	5.29	84.57	66.39	2.32	12.53	5.25	86.50	82.81	5.33	16.95	6.72	111.81	48.70	-12.74	19.46	3.83	59.25	-	
LT-1	B/N/D Total	53821	2.65	20.65	65.12	-9.73	23.89	5.29	84.57	1248.40	5.82	12.53	5.25	1272.01	1264.82	8.83	16.95	6.72	1297.33	48.70	-12.74	19.46	3.83	59.25	-	
LT-2	Lighting & ADH	171447	135.74	84.06	338.06	28.18	39.81	84.17	490.23	4899.68	26.71	42.44	300.24	5269.06	5050.29	19.46	44.80	258.55	5373.09	187.45	35.43	37.45	125.86	386.20	-	
LT-3	Coml. Lightng	22393	35.21	25.60	39.48	3.78	6.44	34.23	83.92	2430.36	8.05	12.55	166.10	2617.06	2466.24	6.64	10.96	150.19	2634.03	3.59	5.19	8.03	50.14	66.94	-	
LT-4(a)	IP Sets (10 HP & Below)	45864	358.89	450.19	4118.88	7.49	5913.83	0.27	10040.47	28011.37	139.73	0.00	-	28151.10	28062.91	110.94	16.31	0.00	28190.16	4067.34	36.28	5897.53	0.27	10001.42	-	
LT-4(b)	IP Sets (Above 10 HP)	57	1.17	0.47	120.50	0.49	60.03	5.60	186.62	19.27	0.14	14.19	1.15	34.76	9.31	0.00	3.35	0.66	13.32	130.46	0.63	70.87	6.09	208.06	-	
LT-4(c)	IP Sets Pvt. Horticulture	57	0.27	0.11	4.18	0.07	0.91	0.33	5.48	6.27	0.03	0.35	0.26	6.91	3.77	0.01	0.17	0.13	4.08	6.67	0.09	1.09	0.46	8.31	-	
LT-5	LT Industrial	9126	75.62	18.42	222.04	-3.85	12.97	4.37	235.53	1426.23	6.10	8.39	82.90	1523.61	1526.75	6.48	8.73	76.94	1618.87	121.51	-4.20	12.63	10.33	140.27	-	
LT-5a	Water supply	2997	16.94	28.09	2978.25	16.49	214.26	40.93	3249.93	1830.23	9.05	310.53	97.52	2047.34	3131.82	2.24	535.78	75.72	3745.56	1476.66	23.30	-11.00	62.74	1551.70	-	
LT-5b	Street Lights	1661	5.64	9.95	1604.81	5.14	151.66	38.80	1800.41	763.14	3.19	129.60	47.43	943.37	1529.18	3.47	309.52	39.25	1881.42	838.77	4.86	-28.26	46.98	862.36	-	
LT-7	Temporary Supply (57 HP & Below)	7429	14.68	2.04	165.18	-0.15	62.52	14.39	241.94	363.59	0.72	1.96	16.07	382.34	345.98	0.70	2.04	15.88	364.60	182.79	-0.13	62.45	14.58	259.69	-	
<b>LT - TOTAL</b>		<b>314852</b>	<b>646.83</b>	<b>640.47</b>	<b>9656.43</b>	<b>47.90</b>	<b>6485.32</b>	<b>228.40</b>	<b>16419.11</b>	<b>40798.34</b>	<b>199.56</b>	<b>632.64</b>	<b>716.92</b>	<b>42247.56</b>	<b>43391.08</b>	<b>158.75</b>	<b>948.60</b>	<b>624.04</b>	<b>45122.47</b>	<b>7063.95</b>	<b>88.71</b>	<b>8070.25</b>	<b>321.28</b>	<b>13544.20</b>		
HT-1	Water Supply	47	8.60	15.09	923.56	7.51	234.74	51.79	1217.60	1009.87	5.07	159.68	64.87	1239.50	916.50	3.01	123.73	34.00	1077.24	1016.94	9.57	270.69	82.86	1379.88	-	
HT-2(a)	HT Industrial	197	66.74	87.63	121.84	1.90	7.89	18.95	150.59	6602.44	25.16	24.86	575.08	7227.54	6587.94	24.43	22.13	567.03	7201.54	136.33	2.63	10.62	27.00	178.59	-	
HT-2(b)	Commercial	37	5.57	5.40	19.89	0.17	1.79	4.03	25.68	536.04	1.83	3.24	32.66	573.77	549.08	1.48	2.28	28.16	581.00	6.65	0.51	2.75	8.53	18.45	-	
HT-2 (c)	Hospitals	14	2.62	5.47	12.62	0.13	2.65	2.97	18.37	419.02	1.56	2.62	28.25	451.45	456.30	1.24	1.90	24.78	484.23	-24.67	0.45	3.37	6.44	-14.41	-	
HT-3(a)	Lift Irrigation	19	37.05	29.66	-24.42	1.59	23.28	13.02	13.47	1042.87	14.81	9.43	70.01	1137.13	1088.01	6.78	9.88	69.48	1174.15	-69.55	9.63	22.82	13.55	-23.55	-	
HT-3(b)	Govt. & Pvt. Horticulture	-	-	-	-	-	-	-	-	-	-	-	-	-	-	-	-	-	-	-	-	-	-	-	-	
HT-4	Residential Apartments	1	0.08	0.08	0.55	0.03	0.07	0.19	0.84	6.07	0.03	0.20	0.41	6.70	6.05	0.00	0.05	0.18	6.28	0.56	0.05	0.22	0.42	1.26	-	
HT-5	Temporary Supply (57 HP & Above)	6	4.48	0.56	128.39	-0.75	0.01	6.68	134.33	83.57	0.24	0.18	5.31	89.30	89.51	-	0.18	5.31	95.01	122.45	-0.51	0.01	6.68	128.62	-	
<b>HT - TOTAL</b>		<b>321</b>	<b>125.14</b>	<b>143.96</b>	<b>1182.23</b>	<b>10.58</b>	<b>270.43</b>	<b>97.63</b>	<b>1550.67</b>	<b>9699.88</b>	<b>48.70</b>	<b>200.21</b>	<b>776.59</b>	<b>10725.38</b>	<b>9693.40</b>	<b>36.95</b>	<b>160.15</b>	<b>728.95</b>	<b>10619.44</b>	<b>1168.71</b>	<b>22.34</b>	<b>310.49</b>	<b>145.27</b>	<b>1666.82</b>		
<b>TOTAL ( LT + HT )</b>		<b>315173</b>	<b>771.97</b>	<b>784.45</b>	<b>10838.72</b>	<b>68.49</b>	<b>6756.75</b>	<b>326.02</b>	<b>17979.98</b>	<b>50498.42</b>	<b>248.26</b>	<b>732.75</b>	<b>1493.52</b>	<b>52972.94</b>	<b>53084.47</b>	<b>195.70</b>	<b>1108.75</b>	<b>1352.98</b>	<b>55741.91</b>	<b>8252.67</b>	<b>111.04</b>	<b>6380.75</b>	<b>466.56</b>	<b>15211.01</b>		
Misc Receipts/Trading		-	-	-	-	-	-	-	-	259.43	-	-	-	259.43	259.43	-	-	-	259.43	-	-	-	-	-	-	
<b>GRAND TOTAL</b>		<b>315173</b>	<b>771.97</b>	<b>784.45</b>	<b>10838.72</b>	<b>68.49</b>	<b>6756.75</b>	<b>326.02</b>	<b>17979.98</b>	<b>50757.85</b>	<b>248.26</b>	<b>732.75</b>	<b>1493.52</b>	<b>53232.37</b>	<b>53343.90</b>	<b>195.70</b>	<b>1108.75</b>	<b>1352.98</b>	<b>56001.34</b>	<b>8252.67</b>	<b>111.04</b>	<b>6380.75</b>	<b>466.56</b>	<b>15211.01</b>		
Check Difference		-	-	-	-	-	-	-	-	-	-	-	-	-	-	-	-	-	-	-	-	-	-	-	-	



  
**Executive Engineer (E)**  
**RA Section**  
**Corporate Office, Hesco**  
**Navanagar, Hubballi - 580 025**

**HESCOM ELECTRICITY SUPPLY COMPANY LIMITED**  
Statement Showing Division Wise Detail DCB for MF-19.

Tariff	Description	Total No of Install.	CONNECTED LOAD (MVA) ('1000)	CONSUMPTION in MUz	OPENING BALANCE					DEMAND					COLLECTION					CLOSING BALANCE								
					Revenue	FAC	Interest	Tax	Total	Revenue	FAC	Interest	Tax	Total	Revenue	FAC	Interest	Tax	Total	Revenue	FAC	Interest	Tax	Total				
					11	12	13	14	15	16	17	18	19	20	21	22	23	24	25	26								
<b>431 Jamkhandi Division</b>																												
LT-1 Up to 40Units	B/K/J	17294	0.93	4.07	-	-	-	-	-	249.42	-	-	-	249.42	249.42	-	-	-	249.42	-	-	-	-	-	-	-	-	-
LT-1 Above 40 Units	B/K/J	1057	0.05	1.28	59.12	1.09	15.20	1.93	77.34	57.50	1.46	8.35	3.90	71.20	69.82	1.26	7.23	4.04	82.35	46.80	1.28	16.32	1.79	66.19	-	-	-	
LT-1	B/K/J Total	18351	0.98	5.35	59.12	1.09	15.20	1.93	77.34	306.92	1.46	8.35	3.90	320.62	319.24	1.26	7.23	4.04	82.35	46.80	1.28	16.32	1.79	66.19	-	-	-	
LT-2	Lighting & ABH	100014	72.51	43.52	317.38	10.46	51.60	27.29	406.74	2503.54	5.17	27.44	149.64	2685.79	2575.55	7.42	23.91	123.15	2730.03	245.38	8.21	55.14	53.78	362.50	-	-	-	
LT-3	Coml. Lighting	13856	21.33	15.83	23.80	2.65	2.97	19.60	49.02	1496.56	2.04	6.27	103.05	1607.92	1519.21	3.12	5.71	89.15	1617.19	1.16	1.57	3.52	33.51	39.75	-	-	-	
LT-4(a)	IP Sets (10 HP & Below)	63477	383.55	721.15	5551.66	-80.11	7376.59	82.99	12931.13	44867.22	222.31	-	-	45089.52	44916.58	226.58	0.11	0.00	45143.27	5502.29	-84.39	7376.48	82.99	12877.38	-	-	-	
LT-4(b)	IP Sets (Above 10 HP)	12	0.26	0.18	28.20	0.21	8.53	1.10	38.05	7.06	0.05	3.94	0.50	11.54	0.35	0.00	0.00	0.01	0.36	34.91	0.26	12.47	1.59	49.22	-	-	-	
LT-4(c)	IP Sets Pvc. Horticulture	1	0.00	-	0.02	-	0.00	-	0.02	0.01	-	0.00	0.00	0.01	-	-	-	-	0.03	-	-	0.00	0.00	0.03	-	-	-	
LT-5	LT Industrial	10751	60.74	19.66	170.95	0.85	3.99	11.69	187.48	1383.51	1.86	6.30	84.50	1476.17	1412.70	4.11	4.94	73.42	1495.17	141.76	-1.40	5.34	22.78	168.49	-	-	-	
LT-6a	Water supply	1937	9.85	12.50	1379.32	8.38	255.21	59.63	1702.54	776.48	2.43	141.36	42.99	963.26	1597.01	7.60	158.11	33.87	1796.59	558.78	3.21	238.45	88.76	869.21	-	-	-	
LT-6b	Street Lights	861	2.95	4.54	337.93	2.10	177.15	37.75	554.93	359.53	0.34	46.67	21.48	428.02	437.28	3.34	36.06	9.11	485.79	260.18	-0.89	187.76	50.12	497.16	-	-	-	
LT-7	Temporary Supply (57 HP & Below)	5060	10.35	1.85	-2.88	-0.08	0.43	1.44	-1.10	335.27	0.14	0.57	8.79	344.77	326.03	0.08	0.46	8.47	335.04	6.36	-0.02	0.54	1.76	8.64	-	-	-	
<b>LT - TOTAL</b>		<b>214320</b>	<b>562.52</b>	<b>824.59</b>	<b>7865.50</b>	<b>-54.45</b>	<b>7891.87</b>	<b>243.44</b>	<b>15948.15</b>	<b>52036.09</b>	<b>235.79</b>	<b>240.89</b>	<b>414.86</b>	<b>52927.64</b>	<b>53103.95</b>	<b>253.62</b>	<b>236.53</b>	<b>341.22</b>	<b>53835.22</b>	<b>6797.64</b>	<b>-72.18</b>	<b>7896.03</b>	<b>317.08</b>	<b>14938.57</b>	-	-	-	
HT-1	Water Supply	17	3.00	6.80	308.39	1.38	61.91	13.97	385.65	451.51	3.20	43.50	22.25	520.46	441.75	3.35	78.40	29.44	552.94	318.15	1.22	27.01	6.78	353.16	-	-	-	
HT-2(a)	HT Industrial	29	33.89	19.64	264.86	1.70	-	-	266.56	1747.82	6.35	45.63	87.60	1887.40	1888.61	3.50	3.93	60.55	1956.60	124.07	4.54	41.70	27.05	197.36	-	-	-	
HT-2(b)	Commercial	4	0.26	0.40	-	-	-	-	39.28	0.10	0.06	2.93	42.37	38.59	0.10	0.03	2.30	41.02	0.69	-	0.03	0.63	1.35	-	-	-		
HT-2 (c)	Hospitals	7	0.67	0.72	3.03	0.04	0.11	0.21	3.39	70.65	0.02	0.62	3.95	75.24	68.92	0.05	0.65	3.82	73.44	4.76	0.01	0.07	0.34	5.19	-	-	-	
HT-3(a)	LT Irrigation	7	106.91	24.13	73.46	26.11	7.31	19.34	126.23	1906.81	15.69	27.31	37.68	1987.49	1646.89	-	26.10	38.08	1711.07	333.38	41.81	8.52	18.95	402.65	-	-	-	
HT-3(b)	Govt. & Pvc. Horticulture	-	-	-	-	-	-	-	-	-	-	-	-	-	-	-	-	-	-	-	-	-	-	-	-	-	-	
HT-4	Residential Apartments	-	-	-	-	-	-	-	-	-	-	-	-	-	-	-	-	-	-	-	-	-	-	-	-	-	-	
HT-5	Temporary Supply (57 HP & Above)	-	-	-	-	-	-	0.11	0.11	-	-	-	-	-	-	-	-	-	-	-	-	-	-	-	-	-		
<b>HT - TOTAL</b>		<b>64</b>	<b>144.72</b>	<b>61.69</b>	<b>649.75</b>	<b>29.23</b>	<b>69.32</b>	<b>33.63</b>	<b>781.93</b>	<b>4216.06</b>	<b>25.37</b>	<b>117.12</b>	<b>154.42</b>	<b>4512.96</b>	<b>4084.76</b>	<b>7.01</b>	<b>109.12</b>	<b>134.19</b>	<b>4335.07</b>	<b>781.05</b>	<b>47.58</b>	<b>77.33</b>	<b>53.86</b>	<b>859.83</b>	-	-	-	
<b>TOTAL (LT + HT)</b>		<b>214384</b>	<b>707.24</b>	<b>876.28</b>	<b>8515.25</b>	<b>-25.23</b>	<b>7961.00</b>	<b>277.07</b>	<b>16728.08</b>	<b>56252.15</b>	<b>261.16</b>	<b>358.01</b>	<b>569.28</b>	<b>57440.60</b>	<b>57188.70</b>	<b>260.53</b>	<b>345.65</b>	<b>475.41</b>	<b>58270.29</b>	<b>7578.69</b>	<b>-24.60</b>	<b>7973.36</b>	<b>370.94</b>	<b>15896.39</b>	-	-	-	
Misc Receipts/Trading		-	-	-	15.71	-	-	-	15.71	127.88	-	-	-	127.88	-	-	0.01	127.89	15.71	-	-	-	-0.01	15.70	-	-	-	
<b>GRAND TOTAL</b>		<b>214384</b>	<b>707.24</b>	<b>876.28</b>	<b>8530.96</b>	<b>-25.23</b>	<b>7961.00</b>	<b>277.07</b>	<b>16743.80</b>	<b>56380.03</b>	<b>261.16</b>	<b>358.01</b>	<b>569.28</b>	<b>57568.48</b>	<b>57316.58</b>	<b>260.53</b>	<b>345.65</b>	<b>475.42</b>	<b>58398.18</b>	<b>7594.40</b>	<b>-24.60</b>	<b>7973.36</b>	<b>370.93</b>	<b>15914.10</b>	-	-	-	
Check Difference		-	-	-	-	-	-	-	-	-	-	-	-	-	-	-	-	-	-	-	-	-	-	-	-	-	-	



*FCe*  
  
**Executive Engineer (E)**  
**RA Section**  
**Corporate Office, Hescom**  
**Navanagar, Hubballi - 580 025**

307

**HUBLI ELECTRICITY SUPPLY COMPANY LIMITED**  
Statement Showing Division Wise Detail DCB for MF-19.

(Rs in lakhs)

Tariff	Description	Total No. of Install.	CONNECTED LOAD (MVA's) (*1000)	CONSUMPTION in MU's	OPENING BALANCE					DEMAND					COLLECTION					CLOSING BALANCE					
					Revenue	FAC	Interest	Tax	Total	Revenue	FAC	Interest	Tax	Total	Revenue	FAC	Interest	Tax	Total	Revenue	FAC	Interest	Tax	Total	
1	2	3	4	5	6	7	8	9	10	11	12	13	14	15	16	17	18	19	20	21	22	23	24	25	26
<b>487</b>	<b>Mudhol Division</b>																								
LT-1 Up to 40Units	B/K/J	17937	0.87	5.80	-	-	-	-	-	-	-	-	-	375.50	1.62	0.02	-	377.15	375.50	1.62	0.02	-	-	-	-
LT-1 Above 40 Units	B/K/J	1285	0.06	1.16	33.37	-4.28	7.93	2.01	39.03	43.91	0.51	4.42	3.11	51.96	55.13	1.78	4.40	3.22	64.53	22.14	-5.55	7.96	1.90	26.46	
LT-1	B/K/J Total	19222	0.93	6.95	33.37	-4.28	7.93	2.01	39.03	419.41	2.14	4.45	3.11	429.11	430.63	3.41	4.42	3.22	441.67	22.14	-5.55	7.96	1.90	26.46	
LT-2	Lighting & ADH	56846	54.31	25.59	107.61	10.47	11.77	44.54	174.39	1431.52	7.48	15.59	86.34	1540.93	1464.61	5.82	14.80	73.93	1559.16	74.53	12.12	12.56	56.95	156.15	
LT-3	Cont. Lighting	7395	14.19	9.90	-9.74	3.13	2.51	24.54	20.43	920.99	2.93	4.19	63.88	992.00	929.62	2.89	3.76	56.10	992.38	-18.37	3.16	2.94	32.32	20.06	
LT-4(a)	IP Seps (10 HP & Below)	40153	288.74	576.44	4171.98	-	4576.99	-	8748.97	35857.28	171.77	-	-	36029.05	35927.54	156.92	0.84	-	36085.10	4101.73	14.85	4576.35	-	8692.92	
LT-4(b)	IP Seps (Above 10 HP)	5	0.05	0.01	6.03	0.09	1.75	0.50	8.36	0.44	0.00	0.06	0.03	0.54	-	-	-	-	-	6.47	0.09	1.81	0.53	8.90	
LT-4(c)	IP Seps Pvc. Horticulture	1	0.00	-	0.02	-	-	0.00	0.02	-	-	-	-	-	-	-	-	-	-	0.02	-	-	-	0.02	
LT-5	LT Industrial	2560	20.07	5.51	12.24	1.70	2.20	7.79	23.94	432.46	1.66	2.96	23.57	460.65	435.27	1.62	3.49	22.20	462.99	9.43	1.74	1.67	9.16	22.00	
LT-5a	Water supply	1119	4.98	11.83	1506.61	5.13	373.96	48.92	1994.62	649.28	3.74	144.54	41.96	839.52	1476.01	1.44	237.53	21.12	1736.09	739.88	7.43	280.97	69.77	1098.05	
LT-5b	Street Lights	560	1.50	2.51	347.47	-0.25	71.47	7.74	426.42	184.94	0.83	37.39	12.61	235.76	345.48	2.94	60.56	8.07	417.04	186.93	-2.37	48.30	12.28	245.14	
LT-7	Temporary Supply (67 HP & Below)	937	3.08	0.77	-68.86	0.05	1.18	2.80	-64.83	151.13	0.15	1.04	6.00	158.33	103.59	0.15	1.07	2.68	107.49	-21.31	0.05	1.15	6.12	-13.99	
<b>LT - TOTAL</b>		<b>126798</b>	<b>387.85</b>	<b>639.51</b>	<b>6166.73</b>	<b>16.03</b>	<b>5043.77</b>	<b>136.62</b>	<b>11371.36</b>	<b>40047.46</b>	<b>190.71</b>	<b>210.22</b>	<b>237.50</b>	<b>40685.88</b>	<b>41112.74</b>	<b>175.20</b>	<b>326.28</b>	<b>187.30</b>	<b>41801.52</b>	<b>5101.45</b>	<b>31.54</b>	<b>4933.71</b>	<b>189.02</b>	<b>10265.72</b>	
HT-1	Water Supply	16	1.46	3.83	326.51	2.45	62.55	16.37	407.87	240.33	1.43	49.62	15.84	307.22	446.58	3.88	89.69	27.94	568.09	120.26	-	22.47	4.27	147.00	
HT-2(a)	HT Industrial	59	52.22	28.89	281.45	0.45	3.04	16.18	301.12	3477.73	8.96	25.80	185.50	3695.99	3461.49	6.76	25.62	177.21	3671.09	297.70	0.65	3.21	24.47	326.02	
HT-2(b)	Commercial	8	0.57	0.42	0.91	0.02	0.01	0.21	1.15	49.17	0.12	0.32	2.71	52.31	46.30	0.12	0.25	2.03	48.70	3.77	0.02	0.07	0.90	4.75	
HT-2 (c)	Hospitals	11	0.84	1.18	-0.54	0.09	0.12	0.75	0.42	79.84	0.31	0.93	5.01	86.09	72.15	0.27	0.54	4.31	77.27	7.16	0.14	0.51	1.44	9.25	
HT-3(a)	Lift Irrigation	5	4.40	6.38	10.26	0.15	0.57	0.36	11.34	179.85	3.31	1.35	12.33	196.85	175.00	3.31	0.93	12.33	191.57	15.11	0.15	0.99	0.36	16.62	
HT-3(b)	Govt. & Pvc. Horticulture	-	-	-	-	-	-	-	-	-	-	-	-	-	-	-	-	-	-	-	-	-	-	-	
HT-4	Residential Apartments	1	0.27	0.21	-	-	-	-	-	16.49	0.06	0.01	1.04	17.60	16.49	0.06	0.01	1.04	17.60	-	-	-	-	-	
HT-5	Temporary Supply (57 HP & Above)	-	-	-	-	-	-	-	-	-	-	-	-	-	-	-	-	-	-	-	-	-	-	-	
<b>HT - TOTAL</b>		<b>100</b>	<b>59.75</b>	<b>40.91</b>	<b>618.58</b>	<b>3.15</b>	<b>66.28</b>	<b>33.68</b>	<b>721.90</b>	<b>4043.41</b>	<b>12.20</b>	<b>78.63</b>	<b>222.43</b>	<b>4356.06</b>	<b>4216.90</b>	<b>14.40</b>	<b>117.05</b>	<b>224.88</b>	<b>4574.31</b>	<b>443.99</b>	<b>0.96</b>	<b>27.26</b>	<b>31.45</b>	<b>503.65</b>	
<b>TOTAL (LT + HT.)</b>		<b>128898</b>	<b>447.61</b>	<b>680.42</b>	<b>6785.31</b>	<b>19.18</b>	<b>5110.05</b>	<b>172.71</b>	<b>12093.25</b>	<b>44090.87</b>	<b>202.91</b>	<b>288.24</b>	<b>459.92</b>	<b>45041.95</b>	<b>45330.74</b>	<b>189.60</b>	<b>443.33</b>	<b>412.16</b>	<b>46375.84</b>	<b>5545.44</b>	<b>32.49</b>	<b>4960.96</b>	<b>220.47</b>	<b>10759.36</b>	
Misc.Receipts/Trading		-	-	-	-	-	-	-	-	77.93	-	-	-	77.93	-	-	-	-	77.93	-	-	-	-	-	
<b>GRAND TOTAL</b>		<b>128898</b>	<b>447.61</b>	<b>680.42</b>	<b>6785.31</b>	<b>19.18</b>	<b>5110.05</b>	<b>172.71</b>	<b>12093.25</b>	<b>44168.80</b>	<b>202.91</b>	<b>288.24</b>	<b>459.92</b>	<b>45119.88</b>	<b>45408.58</b>	<b>189.60</b>	<b>443.33</b>	<b>412.16</b>	<b>46453.77</b>	<b>5545.44</b>	<b>32.49</b>	<b>4960.96</b>	<b>220.47</b>	<b>10759.36</b>	
Check Difference		-	-	-	-	-	-	-	-	-	-	-	-	-	-	-	-	-	-	-	-	-	-	-	



*[Signature]*

**Executive Engineer (EI)**  
**RA Section**  
Corporate Office, Hascom  
Navanagar, Hubballi - 580 025



HUBLI ELECTRICITY SUPPLY COMPANY LIMITED  
Statement Showing Division Wise Detail DCB for MF-19.

1	2	3	4	5	6	7	OPENING BALANCE				DEMAND				COLLECTION				CLOSING BALANCE							
							Revenue	FAC	Interest	Tax	Total	Revenue	FAC	Interest	Tax	Total	Revenue	FAC	Interest	Tax	Total	Revenue	FAC	Interest	Tax	Total
1	2	3	4	5	6	7	8	9	10	11	12	13	14	15	16	17	18	19	20	21	22	23	24	25	26	
<b>435 Bijapur Division</b>																										
LT-1	Up to 10KV	1.13	7.87	23279	1.13	7.87	-	-	-	-	-	-	-	-	-	-	-	-	-	-	-	-	-	-	-	
LT-1	10KV Above 40	0.29	1.85	2012	0.29	1.85	113.00	-0.09	26.59	6.67	146.17	70.65	428.48	0.48	428.48	0.48	428.48	0.48	428.48	0.48	428.48	0.48	428.48	0.48	428.48	0.48
LT-2	10KV Total	1.42	9.72	25291	1.42	9.72	113.00	-0.09	26.59	6.67	146.17	70.65	94.84	2.09	94.84	2.09	94.84	75.03	11.05	4.89	93.17	108.62	0.19	32.35	6.68	
LT-3	Lighting & A&H	154.952	216.85	154952	103.46	103.46	512.78	14.71	116.54	219.18	863.19	6211.75	503.51	2.57	503.51	2.57	503.51	64.00	11.05	4.99	522.13	108.62	0.19	32.35	6.68	
LT-4	Cont. Lighting	24162	50.36	3280	32.80	32.80	23.20	4.88	21.33	96.94	146.35	3143.39	3220.76	2.31	3220.76	2.31	3220.76	64.00	21.23	166.77	3421.07	324.25	13.51	129.85	336.32	
LT-4(a)	IP Sess (10 HP & Below)	54745	277.07	375289	430.00	430.00	3752.89	0.03	4814.64	-	8597.56	27655.92	27636.92	130.35	27636.92	130.35	27636.92	64.00	2.24	-	27769.51	3771.86	4.54	24.68	145.49	
LT-4(b)	IP Sess (Above 10 HP)	8	0.07	8	0.00	0.00	8.02	-0.06	0.88	0.06	9.91	0.27	27636.92	-	27636.92	-	27636.92	64.00	0.03	0.01	0.50	3771.86	0.14	4812.40	-	
LT-4(c)	IP Sess (Above 10 HP)	2	0.01	2	0.00	0.00	2.02	-0.03	0.03	0.03	0.03	0.27	0.46	-	0.46	-	0.46	64.00	0.03	0.01	0.50	3771.86	0.14	4812.40	-	
LT-5	LT Inductor	5460	52.80	5460	18.53	18.53	-43.44	4.43	15.13	47.67	23.79	1452.71	1492.30	2.30	1492.30	2.30	1492.30	64.00	6.96	63.27	1564.83	-83.03	3.45	16.05	70.61	
LT-5a	Water supply	2020	11.79	1050	10.50	10.50	1464.03	9.17	241.89	49.81	1765.00	834.86	1434.23	4.10	1434.23	4.10	1434.23	64.00	280.38	31.37	1750.07	864.47	7.60	94.99	54.51	
LT-5b	Street Lys	1777	7.42	1777	7.15	7.15	337.03	0.70	107.78	28.36	473.87	653.25	863.90	0.19	863.90	0.19	863.90	64.00	165.53	24.28	1053.89	126.38	0.77	-9.01	39.89	
LT-5c	Temporary Supply (67 HP & Below)	2869	6.35	2869	6.35	6.35	-149.30	0.36	13.82	37.05	-98.07	591.12	823.36	0.20	823.36	0.20	823.36	64.00	2.27	17.26	843.10	-381.54	0.26	16.38	42.52	
LT-TOTAL		271286	624.14	615.18	624.14	615.18	6019.16	34.13	5338.72	435.75	11897.78	41042.20	42390.85	147.06	42390.85	147.06	42390.85	64.00	554.20	590.92	43367.90	4675.86	30.39	5118.60	896.07	
HT-1	Water Supply	16	10.22	1755	17.55	17.55	791.11	10.60	170.67	15.25	987.64	1205.07	1378.76	0.01	1378.76	0.01	1378.76	64.00	267.98	33.77	1680.55	617.40	18.34	15.31	57.86	
HT-2(a)	HT Inland	99	55.34	4000	40.00	40.00	140.82	8.79	5.27	18.46	171.34	3698.22	3628.89	7.07	3628.89	7.07	3628.89	64.00	24.62	182.70	4043.28	11.14	1.07	6.22	54.21	
HT-2(b)	Commercial	39	6.76	684	6.84	6.84	1.61	0.39	0.30	2.80	5.11	743.41	742.11	0.42	742.11	0.42	742.11	64.00	1.35	41.56	785.47	2.91	0.02	1.11	6.80	
HT-2(c)	Hospitals	26	5.54	867	8.67	8.67	6.35	-0.43	0.41	3.09	9.43	720.82	737.68	0.22	737.68	0.22	737.68	64.00	4.95	45.06	787.91	-10.52	-0.45	0.39	4.88	
HT-3(a)	LT Inland	2	0.41	0.22	0.22	0.22	-0.02	0.03	0.11	0.11	0.24	8.53	7.34	0.10	7.34	0.10	7.34	64.00	0.08	0.38	7.81	1.17	0.05	0.12	0.23	
HT-3(b)	Govt. & P.V. Inland	-	-	-	-	-	-	-	-	-	-	-	-	-	-	-	-	64.00	-	-	-	-	-	-	-	
HT-4	Residential Apartments	-	-	-	-	-	-	-	-	-	-	-	-	-	-	-	-	64.00	-	-	-	-	-	-	-	
HT-5	Temporary Supply (67 HP & Above)	4	0.87	0.41	0.41	0.41	-0.20	-	-	-	-0.20	38.02	40.88	0.03	40.88	0.03	40.88	64.00	-	-	-	-	-	-	-	
HT-TOTAL		186	79.13	7370	73.70	73.70	839.87	17.38	176.77	38.72	1173.54	6415.06	6737.31	7.82	6737.31	7.82	6737.31	64.00	208.99	306.02	7350.16	617.42	20.06	23.15	124.07	
TOTAL (LT+HT)		271472	703.28	688.88	703.28	688.88	6859.03	51.52	5535.49	525.47	13071.30	47657.26	49123.01	154.88	49123.01	154.88	49123.01	64.00	863.19	896.95	51016.05	5293.06	50.45	5141.75	920.14	
Misc Receipts/Trading		-	-	-	-	-	-	-	-	-	-	456.28	466.28	-	466.28	-	466.28	64.00	-	-	466.28	-	-	-	-	
GRAND TOTAL		271472	703.28	688.88	703.28	688.88	6904.65	51.52	5535.49	525.47	13071.30	48109.54	49589.23	154.88	49589.23	154.88	49589.23	64.00	863.19	896.95	51484.33	5293.06	50.45	5141.75	920.14	
Check Difference		-	-	-	-	-	-	-	-	-	-	-	-	-	-	-	-	-	-	-	-	-	-	-	-	



*[Signature]*  
**Executive Engineer (E)**  
 RA Section  
 Corporate Office, HESCOM  
 Navanagar, Hubballi - 580 025

**STATE ELECTRICITY SUPPLY COMPANY LIMITED**  
**Statement Showing Division Wise Detail DCB for MF-19.**

(Rs in Lakhs)

1	2	5	9	10	OPENING BALANCE					DEMAND					COLLECTION					CLOSING BALANCE												
					Revenue	FAC	Interest	Tax	Total	Revenue	FAC	Interest	Tax	Total	Revenue	FAC	Interest	Tax	Total	Revenue	FAC	Interest	Tax	Total								
LT-1 upto 40 lines	LT-1 upto 40 lines	LT-1	LT-2	LT-3	LT-4	LT-5	LT-6	LT-7	LT-TOTAL	HT-1	HT-2(a)	HT-2(b)	HT-2(c)	HT-2(d)	HT-3(a)	HT-3(b)	HT-3(c)	HT-4	HT-5	HT-TOTAL	GT-1	GT-2	GT-3	GT-4	GT-5	GT-TOTAL	GT-6	GT-7	GT-8	GT-9	GT-TOTAL	
44931	1135	0.12	1.73	14.87	-	-	-	-	-	831.71	1.81	-	-	-	933.52	801.71	1.81	-	-	933.52	-	2.19	26.81	11.93	0.08	1236.72	-	-	-	-	38.81	
46066	2.29	16.60	194.62	-2.36	42.93	11.34	216.54	57.62	2.13	23.23	4.83	-	-	87.82	56.53	2.31	-	-	9.92	4.46	73.22	165.72	-2.53	56.24	11.71	231.13	-	-	-	-	1236.72	
10417	128.80	39.37	429.05	21.80	58.52	16.03	525.40	2217.49	9.56	37.53	131.36	2396.04	2249.48	7.76	35.40	122.21	2413.84	390.06	23.70	60.65	25.19	62.74	6.97	4.81	16.24	30.78	-	-	-	-	507.60	
17360	25.19	16.84	55.05	0.47	3.92	11.45	78.81	1586.02	4.29	105.93	1715.57	1588.34	3.79	8.33	101.13	1701.60	62.74	6.97	4.81	16.24	30.78	-	-	-	-	-	-	-	-	-	507.60	
96007	384.46	564.71	5599.49	9.56	6766.72	12385.77	36298.15	171.95	0.05	1.01	-	2.67	2.10	0.09	2.19	26.81	0.00	0.00	11.93	0.08	1236.72	-	-	-	-	-	-	-	-	-	-	507.60
1	0.04	0.01	27.24	0.00	11.01	0.08	38.34	1.86	-	1.01	-	2.67	2.10	0.09	2.19	26.81	0.00	0.00	11.93	0.08	1236.72	-	-	-	-	-	-	-	-	-	507.60	
8054	35.70	9.86	61.59	3.22	3.22	3.99	72.02	740.81	2.48	5.86	42.62	791.78	743.64	3.71	5.43	41.01	793.80	58.76	1.98	3.64	5.50	6.98	-	-	-	-	-	-	-	-	507.60	
1751	7.84	15.54	1089.08	7.72	118.30	26.61	1241.72	890.14	8.04	114.99	59.32	1070.49	1551.78	4.53	179.72	50.36	1708.40	427.43	9.23	53.57	35.57	525.80	-	-	-	-	-	-	-	-	507.60	
513	2.54	3.22	276.96	1.73	31.72	7.55	317.95	231.26	1.05	28.99	15.21	276.53	488.89	0.85	61.99	9.27	558.60	21.55	2.13	-1.28	13.49	35.89	-	-	-	-	-	-	-	-	507.60	
912	2.17	0.81	-38.27	-0.21	-0.48	1.21	-37.75	187.58	0.21	3.01	12.78	203.59	155.05	0.21	3.67	12.52	181.45	15.73	-0.21	-1.14	1.47	15.62	-	-	-	-	-	-	-	-	507.60	
275095	580.30	568.98	7664.82	47.83	7055.76	74.27	14046.78	43152.71	199.53	223.99	372.08	43944.40	44102.10	195.72	308.48	346.53	44533.83	6715.43	50.33	-0.21	-1.14	1.47	15.62	-	-	-	-	-	-	-	-	507.60
23	1.43	11.65	140.52	2.19	15.57	8.49	166.77	822.55	2.56	51.62	51.19	827.93	704.86	3.08	83.00	51.76	822.72	268.19	1.88	4.19	7.92	271.98	-	-	-	-	-	-	-	-	507.60	
33	4.46	5.90	68.02	-0.23	0.51	0.67	68.97	563.66	1.89	13.58	32.07	611.21	509.83	1.74	12.42	30.03	548.01	127.95	-0.07	1.67	2.72	132.16	-	-	-	-	-	-	-	-	507.60	
2	-	0.16	-0.85	0.00	0.00	0.02	-0.83	14.85	-	0.03	1.04	15.92	12.07	-	0.03	0.96	13.06	1.93	-	0.01	0.10	2.03	-	-	-	-	-	-	-	-	507.60	
7	0.12	0.23	1.27	0.00	-0.01	0.02	1.28	25.28	0.03	0.30	1.29	26.80	23.31	0.02	0.24	1.16	24.72	3.24	0.01	0.06	0.14	3.46	-	-	-	-	-	-	-	-	507.60	
2	0.03	0.07	2.46	0.00	0.05	0.01	2.51	4.68	0.01	0.37	0.22	5.29	2.89	0.00	0.26	0.18	3.03	4.56	0.01	0.16	0.05	4.77	-	-	-	-	-	-	-	-	507.60	
4	-	2.67	54.05	0.37	-13.47	-16.76	24.20	320.90	0.55	11.88	17.22	350.35	201.13	0.00	14.03	13.37	228.52	173.84	0.92	-15.62	-12.91	146.03	-	-	-	-	-	-	-	-	-	507.60
73	6.83	30.80	265.48	2.33	2.85	-7.86	262.86	1751.93	5.05	77.59	103.03	1937.50	1447.80	4.84	69.98	97.45	1640.07	689.60	2.55	-8.74	-1.97	580.43	-	-	-	-	-	-	-	-	-	507.60
275156	536.31	687.54	7930.30	30.28	7058.41	70.71	15109.69	44504.64	204.68	301.58	475.11	45888.01	45549.90	201.56	328.02	329.02	7295.04	53.38	8861.53	101.64	14401.79	-	-	-	-	-	-	-	-	-	-	507.60
536.31	687.54	7930.30	30.28	7058.41	70.71	15109.69	44504.64	204.68	301.58	475.11	45888.01	45549.90	201.56	328.02	329.02	7295.04	53.38	8861.53	101.64	14401.79	-	-	-	-	-	-	-	-	-	-	-	507.60
275166	536.31	687.54	7930.30	30.28	7058.41	70.71	15109.69	44504.64	204.68	301.58	475.11	45888.01	45549.90	201.56	328.02	329.02	7295.04	53.38	8861.53	101.64	14401.79	-	-	-	-	-	-	-	-	-	-	507.60
536.31	687.54	7930.30	30.28	7058.41	70.71	15109.69	44504.64	204.68	301.58	475.11	45888.01	45549.90	201.56	328.02	329.02	7295.04	53.38	8861.53	101.64	14401.79	-	-	-	-	-	-	-	-	-	-	-	507.60
275166	536.31	687.54	7930.30	30.28	7058.41	70.71	15109.69	44504.64	204.68	301.58	475.11	45888.01	45549.90	201.56	328.02	329.02	7295.04	53.38	8861.53	101.64	14401.79	-	-	-	-	-	-	-	-	-	-	507.60



*Signature*

**Executive Engineer (E)**  
**RA Section**  
**Corporate Office, Hescorp**  
**Navanagar, Hubballi - 580 025**

**HUBLI ELECTRICITY SUPPLY COMPANY LIMITED**  
Statement Showing Division Wise Detail DCB for MF-19.

(Rs in lakhs)

Tariff	Description	Total No of Installs.	CONNECTED LOAD (MW/ha) ('1000)	CONSUMPTION IN MUs	OPENING BALANCE					DEMAND					COLLECTION					CLOSING BALANCE					
					Revenue	FAC	Interest	Tax	Total	Revenue	FAC	Interest	Tax	Total	Revenue	FAC	Interest	Tax	Total	Revenue	FAC	Interest	Tax	Total	
1	2	3	4	5	6	7	8	9	10	11	12	13	14	15	16	17	18	19	20	21	22	23	24	25	26
<b>489</b>	<b>Basavana Bagewadi</b>																								
LT-1 Up to 40Units	BJ/KO	39629	1.90	11.63	-	-	-	-	-	663.29	2.11	-	-	665.41	652.25	2.11	-	-	654.36	11.05	-	-	-	-	11.05
LT-1 Above 40 Units	BJ/KO	2083	0.10	2.25	37.47	0.34	10.83	3.54	52.17	74.46	1.95	9.73	5.74	91.89	84.66	3.21	6.56	5.32	99.74	27.27	-0.92	14.00	3.97	44.32	
LT-1	BJ/KO Total	41712	2.00	13.88	37.47	0.34	10.83	3.54	52.17	737.75	4.06	9.73	5.74	757.29	736.91	5.32	6.56	5.32	754.10	38.31	-0.92	14.00	3.97	55.36	
LT-2	Lighting & ADH	93069	113.51	36.24	172.11	25.91	37.20	14.67	249.89	2005.07	10.65	25.80	119.11	2160.63	2008.81	3.63	25.21	118.34	2155.99	168.37	32.93	37.78	15.45	254.52	
LT-3	Coml. Lighting	13152	25.30	14.28	31.74	5.12	5.61	5.71	48.17	1355.47	4.30	7.34	89.99	1457.10	1362.29	2.21	7.13	90.46	1462.09	24.92	7.21	5.82	5.24	43.18	
LT-3(a)	IP Sess (10 HP & Below)	43446	218.47	254.40	2291.57	-	3556.59	-	5848.16	16425.66	79.79	-	-	16505.45	16481.27	78.30	4.13	-	16563.71	2235.96	1.49	3552.45	-	5789.90	
LT-3(b)	IP Sess (Above 10 HP)	12	0.05	0.00	29.89	-	6.23	1.11	37.23	-	-	-	-	-	-	-	-	-	-	29.89	-	6.23	1.11	37.23	
LT-3(c)	IP Sess Pvt. Horticulture	2	0.00	0.00	0.72	0.00	0.16	0.04	0.92	0.02	-	0.00	-	0.02	0.01	-	0.00	0.00	0.01	0.72	0.00	0.16	0.04	0.93	
LT-5	LT Industrial	4343	28.76	6.84	18.77	3.25	3.09	2.14	27.26	541.60	2.04	2.62	29.66	575.92	558.11	1.73	2.41	29.62	591.88	2.26	3.56	3.29	2.18	11.30	
LT-5a	Water supply	1570	8.94	14.20	919.88	8.81	251.76	31.06	1211.51	948.89	4.04	111.89	45.00	1109.82	1544.41	2.58	264.62	45.36	1856.96	324.37	10.27	99.03	30.70	464.36	
LT-5b	Street Lights	869	4.74	3.77	241.74	2.79	107.37	9.52	361.52	360.95	1.12	33.01	18.33	413.41	482.98	1.07	135.15	16.13	635.34	119.70	2.84	5.22	11.82	139.59	
LT-7	Temporary Supply (67 HP & Below)	1521	1.40	0.90	-115.32	0.42	1.59	9.00	-104.31	173.08	0.25	1.43	6.17	182.93	188.07	0.19	1.54	10.82	200.62	-130.31	0.48	1.48	6.36	-122.00	
<b>LT - TOTAL</b>		<b>199696</b>	<b>403.18</b>	<b>344.52</b>	<b>3628.57</b>	<b>46.63</b>	<b>3980.42</b>	<b>76.90</b>	<b>7732.52</b>	<b>22548.49</b>	<b>106.25</b>	<b>191.81</b>	<b>316.01</b>	<b>23182.56</b>	<b>23362.85</b>	<b>95.03</b>	<b>446.75</b>	<b>316.06</b>	<b>24220.70</b>	<b>2814.20</b>	<b>57.66</b>	<b>3725.47</b>	<b>76.85</b>	<b>6674.38</b>	
HT-1	Water Supply	26	8.61	35.16	1396.67	24.02	153.44	41.41	1615.53	1959.53	10.82	235.85	141.06	2347.06	2814.70	10.91	376.84	140.76	3343.20	541.50	23.93	12.25	41.71	619.39	
HT-2(a)	HT Industrial	42	13.67	11.56	-2.65	4.56	0.33	1.62	3.86	1131.91	3.65	4.65	63.14	1203.36	1126.27	5.12	4.17	62.35	1197.90	2.99	3.10	0.82	2.41	9.31	
HT-2(b)	Commercial	11	10.44	15.87	9.27	0.24	-0.00	-0.05	9.46	1672.37	5.43	1.20	108.12	1787.11	1677.61	4.07	4.29	107.79	1793.75	4.04	1.60	-3.09	0.28	2.83	
HT-2 (c)	Hospitals	8	0.84	0.41	2.05	0.10	0.01	0.08	2.23	38.97	0.13	0.75	2.22	42.06	33.58	0.09	0.68	2.16	36.50	7.43	0.14	0.08	0.14	7.79	
HT-3(a)	Lift Irrigation	9	164.83	106.51	122.45	4.36	1.19	3.68	131.69	2714.02	43.78	21.88	224.16	3003.84	2602.86	16.72	15.50	216.39	2851.46	233.62	31.43	7.56	11.46	284.07	
HT-3(b)	Govt. & Pvt. Horticulture	-	-	-	-	-	-	-	-	-	-	-	-	-	-	-	-	-	-	-	-	-	-	-	
HT-4	Residential Apartments	-	-	-	-	-	-	-	-	-	-	-	-	-	-	-	-	-	-	-	-	-	-	-	
HT-5	Temporary Supply (67 HP & Above)	4	0.86	0.14	-2.43	-	-	-	-2.43	37.33	0.04	0.26	1.11	38.73	35.34	0.03	0.21	1.04	36.61	-0.44	0.00	0.05	0.07	-0.32	
<b>HT - TOTAL</b>		<b>100</b>	<b>199.27</b>	<b>169.65</b>	<b>1225.35</b>	<b>33.29</b>	<b>154.96</b>	<b>46.74</b>	<b>1760.35</b>	<b>7554.13</b>	<b>63.85</b>	<b>264.38</b>	<b>539.80</b>	<b>8422.15</b>	<b>8290.34</b>	<b>36.94</b>	<b>401.68</b>	<b>530.47</b>	<b>8258.43</b>	<b>789.14</b>	<b>60.20</b>	<b>17.66</b>	<b>58.06</b>	<b>323.06</b>	
<b>TOTAL ( LT + HT )</b>		<b>199796</b>	<b>602.45</b>	<b>514.17</b>	<b>5153.92</b>	<b>79.92</b>	<b>4135.38</b>	<b>123.64</b>	<b>9492.86</b>	<b>30102.61</b>	<b>170.10</b>	<b>456.18</b>	<b>855.81</b>	<b>31584.71</b>	<b>31653.19</b>	<b>131.98</b>	<b>848.43</b>	<b>846.53</b>	<b>33480.13</b>	<b>3603.34</b>	<b>118.05</b>	<b>3743.13</b>	<b>132.91</b>	<b>7597.44</b>	
Misc Receipts/Trading		-	-	-	-	-	-	-	-	188.76	-	-	-	188.76	188.76	-	-	-	188.76	-	-	-	-	-	
<b>GRAND TOTAL</b>		<b>199796</b>	<b>602.45</b>	<b>514.17</b>	<b>5153.92</b>	<b>79.92</b>	<b>4135.38</b>	<b>123.64</b>	<b>9492.86</b>	<b>30291.37</b>	<b>170.10</b>	<b>456.18</b>	<b>855.81</b>	<b>31773.46</b>	<b>31841.95</b>	<b>131.98</b>	<b>848.43</b>	<b>846.53</b>	<b>33668.89</b>	<b>3603.34</b>	<b>118.05</b>	<b>3743.13</b>	<b>132.91</b>	<b>7597.44</b>	
Check Difference		-	-	-	-	-	-	-	-	-	-	-	-	-	-	-	-	-	-	-	-	-	-	-	



  
**Executive Engineer (E)**  
**RA Section**  
**Corporate Office, Hescom**  
**Navanagar, Hubballi - 580 025**

311

HUBLI ELECTRICITY SUPPLY COMPANY LIMITED  
Statement Showing Division Wise Detail DCB for MF-19.

S. No.	TARIFF	Description	Total No. of Install.	CONNECTED LOAD (MVA) (1998)	CONSUMPTION in MUs	OPENING BALANCE						DEMAND						COLLECTION						CLOSING BALANCE						
						Revenue	FAC	Interest	Tax	Total	Revenue	FAC	Interest	Tax	Total	Revenue	FAC	Interest	Tax	Total	Revenue	FAC	Interest	Tax	Total					
<b>400 HESCOM</b>																														
1	LT-1 (up to 40 kVA)	B/WO	718179	33.89	199.94	-0.00	0.00	12955.33	33.03	-0.29	0.15	12998.23	12956.18	33.00	-1.01	0.02	12888.20	9.13	0.03	0.73	12888.20	10.03	0.13	0.73	12888.20	9.13	0.03	0.73	12888.20	10.03
2	LT-1 Above 40 kVA	B/WO	42349	5.86	43.91	2231.05	103.31	3019.70	41.37	367.65	117.40	2196.26	2000.11	43.59	319.22	129.46	2492.38	1900.77	-29.37	760.92	1900.77	2723.58	91.25	760.92	1900.77	2723.58	91.25	760.92	1900.77	
3	LT-1	B/WO Total	760528	39.75	243.85	2231.05	103.31	3019.70	74.40	367.37	117.56	15194.48	14956.30	76.59	318.21	129.48	15480.56	1909.91	-28.33	761.65	1909.91	2733.61	91.39	761.65	1909.91	2733.61	91.39	761.65	1909.91	
4	LT-2	Lighting & A/R	2699120	3033.00	1463.22	4381.48	1139.96	6647.49	378.85	728.46	4916.64	90770.28	85658.93	345.77	637.44	4687.65	91329.79	3468.88	419.43	630.72	3468.88	6087.98	1368.95	630.72	3468.88	6087.98	1368.95	630.72	3468.88	
5	LT-3	Gen'l. Lighting	371707	701.50	464.85	411.75	71.97	44399.68	123.55	232.09	2637.19	47612.50	44491.29	127.42	263.91	2632.61	47715.23	320.14	68.09	38.84	320.14	1078.50	651.44	38.84	320.14	1078.50	651.44	38.84	320.14	
6	LT-4(a)	IP Sets (10 HP & Below)	900551	1742.01	879.14	59206.54	55.24	44399.68	123.55	232.09	2637.19	47612.50	44491.29	127.42	263.91	2632.61	47715.23	320.14	68.09	38.84	320.14	1078.50	651.44	38.84	320.14	1078.50	651.44	38.84	320.14	
7	LT-4(b)	IP Sets (Above 10 HP)	842	22.90	16.27	4552.85	20.64	688.83	4.62	528.85	41.55	1263.85	38.86	0.08	5.75	278.29	424812.55	58706.72	63.87	78482.43	58706.72	137350.74	117.71	78482.43	58706.72	137350.74	117.71	78482.43	58706.72	
8	LT-4(c)	IP Sets (Motor & Lift)	394	2.03	0.72	58.53	0.45	37.76	0.23	6.38	1.77	48.14	40.43	0.12	0.73	3.44	49.15	4901.60	25.18	2779.80	49.15	8010.62	304.04	2779.80	49.15	8010.62	304.04	2779.80	49.15	
9	LT-5	HT Industrial	117989	1001.21	328.55	1012.36	45.38	24922.87	87.85	121.04	1404.01	26535.87	25377.57	114.41	74.54	1329.89	26896.41	55.87	0.56	21.36	55.87	79.69	1.90	21.36	55.87	79.69	1.90	21.36	55.87	
10	LT-5a	Water supply	46004	246.07	311.69	37255.45	156.84	47565.78	97.63	3640.19	1077.81	24442.07	41624.03	81.94	8480.27	1202.33	51388.58	15257.86	172.52	4580.87	15257.86	20639.27	628.22	4580.87	15257.86	20639.27	628.22	4580.87	15257.86	
11	LT-5b	Streets	23931	81.00	149.79	9732.70	40.05	12951.41	42.70	122.25	863.94	13255.00	16088.04	61.82	3138.82	551.55	18640.23	4971.78	20.94	796.34	4971.78	6366.18	607.13	796.34	4971.78	6366.18	607.13	796.34	4971.78	
12	LT-7	Temporary Supply (07 HP & Below)	85289	155.53	32.74	-1708.50	0.89	6272.91	8.12	37.67	262.27	6590.99	6730.40	10.42	32.76	211.70	6985.28	-2165.98	-1.41	117.10	6985.28	6366.18	607.13	796.34	4971.78	6366.18	607.13	796.34	4971.78	
13	LT-TOTAL		5028255	10025.01	9740.81	116934.04	750.66	828516.22	2897.36	8868.61	11347.60	649741.79	657465.71	2893.35	12230.72	10954.28	84540.05	87984.55	768.67	85400.28	87984.55	151589.51	4416.70	85400.28	87984.55	151589.51	4416.70	85400.28	87984.55	
14	HT-1	Water Supply	364	96.74	270.96	8592.52	96.02	16107.29	91.33	156.02	1087.70	16847.34	17725.77	71.46	2249.24	993.20	21039.73	6974.05	116.89	1361.31	6974.05	8964.72	533.47	1361.31	6974.05	8964.72	533.47	1361.31	6974.05	
15	HT-2(a)	HT Industrial	1760	858.33	1160.05	1519.25	44.20	79894.85	272.92	329.43	5949.23	86446.43	80067.80	275.51	234.57	5768.07	86345.94	1346.30	41.62	-207.67	1346.30	1907.32	727.08	-207.67	1346.30	1907.32	727.08	-207.67	1346.30	
16	HT-2(b)	Commercial	629	160.83	129.88	-191.27	2.20	104.71	36.00	44.96	672.62	13610.88	13062.17	34.45	40.33	594.57	13731.52	-396.14	3.75	8.53	-396.14	1907.32	727.08	-207.67	1346.30	1907.32	727.08	-207.67	1346.30	
17	HT-2 (c)	Hospital	325	49.37	77.94	51.72	1.28	79.19	18.20	32.22	421.59	6323.30	5951.75	16.97	26.15	364.79	6359.67	-48.75	2.51	0.84	-48.75	42.82	42.82	0.84	-48.75	42.82	0.84	-48.75	42.82	
18	HT-3(a)	HT Industrial	276	504.91	336.83	1076.80	65.54	11604.72	166.60	296.62	716.91	12784.85	10940.00	77.54	237.12	688.07	11940.73	1741.52	155.59	767.05	1741.52	2842.71	176.54	767.05	1741.52	2842.71	176.54	767.05	1741.52	
19	HT-3(b)	Coop. & Pst. Housing	2	0.03	0.07	2.46	0.00	4.68	0.01	0.37	0.22	5.29	2.59	0.00	0.26	0.18	3.03	4.56	0.01	0.16	4.56	4.77	0.05	0.16	4.56	4.77	0.05	0.16	4.56	
20	HT-4	Residential Apartments	30	7.22	14.43	-2.87	0.70	1004.71	4.14	2.03	74.04	1084.92	1014.73	4.08	3.20	61.89	1083.90	-12.88	0.76	12.17	-12.88	19.72	19.67	12.17	-12.88	19.72	19.67	12.17		
21	HT-5	Temporary Supply (07 HP & Above)	59	29.70	29.02	332.15	0.35	1071.65	1.74	46.61	51.42	1171.41	1017.39	0.92	25.05	46.99	1090.35	396.41	1.17	16.06	396.41	411.31	7.67	16.06	396.41	411.31	7.67	16.06	396.41	
22	HT-TOTAL		3445	1707.23	2019.18	11360.76	211.28	146473	530.85	2313.26	8973.73	140274.43	139792.19	490.93	2515.93	8515.92	141534.87	9955.05	321.30	1658.45	9955.05	14197.45	1927.64	1658.45	9955.05	14197.45	1927.64	1658.45	9955.05	
23	TOTAL (LT + HT)		5029100	11732.24	11738.99	128314.80	961.95	758912.71	3485.30	9233.87	20321.33	790016.22	792747.90	3370.28	16046.85	19470.99	828134.82	87979.60	1078.97	90382.73	87979.60	165787.05	6338.74	90382.73	87979.60	165787.05	6338.74	90382.73	87979.60	
24	Misc Receipts/Trading					-29.84		5180.12		-0.00	-0.00	5180.11	5183.22		-0.00	0.01	5183.23	-32.95			5183.23	-32.96	-0.01		5183.23	-32.96	-0.01		5183.23	
25	GRAND TOTAL		5029100	11732.24	11738.99	128284.96	961.95	762992.83	3485.30	9233.87	20321.33	792431.33	792431.33	3370.28	16046.85	19470.70	831316.35	87746.85	1078.97	90382.73	87746.85	165784.10	6338.74	90382.73	87746.85	165784.10	6338.74	90382.73	87746.85	
26	Check Difference																													

*Signature*  
Executive Engineer (E)  
RA Section  
Corporate Office, HESCOM  
Navanagar, Hubballi - 580 025

